



Club Health Assessment for DISTRICT 3241 A through December 2025

			Status	Membership						Reports				Finance	LCIF	
Club Number	Club Name	Charter Date	Times in Status Quo in Past 2 Years	Current Member Count **	YTD Members Added	YTD Members Dropped	YTD Net Growth% ***	Member Count 1 Year Ago	Dropped Members Avg.Length of Service	Months Since Membership Update	Current Officers Reported ****	Current President Repeated Term	VP Reported *****	Last Date Reported Service (mm/yyyy)	Account Balance	YTD Donations
Clubs less than two years old																
186933	Ambattur Pride	07/25/2025	Active	22	22	0	100.00%	0		1	Y			12/2025	90+ Days	\$58.19
183319	Anna Nagar Arumbakkam	08/01/2025	Active	20	20	0	100.00%	0		4	Y			08/2025	90+ Days	
185564	Avadi Pride	07/25/2025	Active	20	20	0	100.00%	0		5	Y			08/2025		
189903	Chennai Anagaputhur	09/22/2025	Active	20	20	0	100.00%	0		3	Y				90+ Days	
175497	Chennai Central Chrompet	08/29/2024	Active	59	36	1	145.83%	25	0	1	Y			11/2025	90+ Days	
180236	Chennai Chromepet Supreme	02/03/2025	Active	16	1	0	6.67%	0		3	Y	2	N	12/2025		
191992	Chennai Friends Okkiyampettai	12/31/2025	Newly Chartered	20	20	0	100.00%	0		0	Y					
190354	Chennai Hasthinapuram Pride	09/29/2025	Active	20	20	0	100.00%	0		3	Y			11/2025		
190462	Chennai Kavanagarai Star	10/28/2025	Newly Chartered	20	20	0	100.00%	0		1	Y			11/2025		
190443	Chennai Kovilambakkam	09/30/2025	Active	20	20	0	100.00%	0		3	Y					
190379	Chennai Lake View City	09/30/2025	Active	21	21	0	100.00%	0		2	Y					
181064	Chennai Legal Kings	03/31/2025	Active	19	1	2	-5.00%	0	1	0	Y	2		12/2025		
176795	Chennai Maartram	09/06/2024	Cancelled(8*)	0	2	33	-100.00%	25	2	3	N	None		07/2025	90+ Days	
190493	Chennai Muthamizh	09/30/2025	Active	20	20	0	100.00%	0		3	Y					
181507	Chennai Nanmangalam Princess	03/28/2025	Active	15	6	11	-25.00%	0	2	0	Y	2	N	11/2025		
190220	Chennai Ponneri Glorious	09/29/2025	Active	20	20	0	100.00%	0		2	Y			12/2025		
190339	Chennai Pride Friends	09/24/2025	Active	20	25	5	100.00%	0	0	0	Y			12/2025		
190477	Chennai Pride Kings	12/04/2025	Newly Chartered	20	20	0	100.00%	0		0	Y					
190330	Chennai Pride Warriors	09/30/2025	Active	20	20	0	100.00%	0		3	Y			10/2025		
181069	Chennai Puzhal City	03/31/2025	Active(1)	21	0	0	0.00%	0		0	Y	2				
190234	Chennai Redhills King	09/22/2025	Active	20	21	1	100.00%	0	5	0	Y		N	11/2025	90+ Days	
181635	Chennai Sevvapet	04/16/2025	Active	51	36	5	155.00%	0	0	1	Y	2		11/2025	90+ Days	
190030	Chennai Social Stars	09/29/2025	Active	11	20	9	100.00%	0	0	0	Y			12/2025		
177671	Chennai Tambaram Esteem	09/02/2024	Active	24	2	3	-4.00%	23	1	3	Y		N	12/2025		\$1,000.00
Exc Award (06/30/2025)																



Club Health Assessment for DISTRICT 3241 A through December 2025

			Status	Membership						Reports				Finance		LCIF
Club Number	Club Name	Charter Date	Times in Status Quo in Past 2 Years	Current Member Count **	YTD Members Added	YTD Members Dropped	YTD Net Growth% ***	Member Count 1 Year Ago	Dropped Members Avg.Length of Service	Months Since Membership Update	Current Officers Reported ****	Current President Repeated Term	VP Reported *****	Last Date Reported Service (mm/yyyy)	Account Balance	YTD Donations
183214	Chennai Tambaram Kadaperi	07/25/2025	Active	20	20	0	100.00%	0		5	Y			09/2025	90+ Days	
190345	Chennai Thatchoor Melvin Jones	09/30/2025	Active	23	23	0	100.00%	0		0	Y			11/2025		\$17.46
177413	Chennai Virugai Blue Ocean	10/03/2024	Active(1)	16	2	0	14.29%	20		5	Y	2				
175671	Choolai Fortune	08/22/2024	Cancelled(8*)	0	0	20	-100.00%	20	1	16	N	None		10/2025	90+ Days	
187214	Nookampalayam	07/25/2025	Active	20	20	0	100.00%	0		5	Y				90+ Days	
186696	Thatchoor Super Kings	07/25/2025	Active	26	28	2	100.00%	0	0	1	Y			11/2025	90+ Days	\$52.38
157509	Thiruvottiyur PVS Prime	05/22/2024	Active	29	2	2	0.00%	25	5	1	Y		N	10/2025		
Clubs more than two years old																
143757	Ambattur Greater	12/29/2020	Active	45	4	8	-8.16%	54	2	0	Y			11/2025		\$973.58
	Exc Award (06/30/2021, 06/30/2022, 06/30/2024, 06/30/2025)															
26412	AVADI	02/26/1970	Active	156	14	5	6.12%	150	9	0	Y		N	12/2025		\$3,000.00
	Exc Award (06/30/2018, 06/30/2020, 06/30/2025)															
140885	Avadi Market	02/25/2020	Status Quo(2)	33	14	1	65.00%	34	5	5	Y			12/2025	90+ Days	\$1,034.92
138797	Chennai A R Karanodai	08/08/2019	Active(2)	17	7	5	13.33%	0	4	0	N	None		12/2025		
	Exc Award (06/30/2020)															
110618	CHENNAI AADHAVAN ARUMBAKKAM	04/25/2011	Active	48	4	5	-2.04%	69	31	0	Y	2		12/2025		
	Exc Award (06/30/2018, 06/30/2024)															
108527	CHENNAI AANANDAM RAZACK GARDEN	06/08/2010	Status Quo(2)	15	1	1	0.00%	16	14	2	Y	2	R	07/2025	90+ Days	
	Exc Award (06/30/2018, 06/30/2019, 06/30/2021, 06/30/2023)															
97152	CHENNAI ABHIMAANN THANDALAAM	05/18/2006	Active(1)	7	0	8	-53.33%	15	5	0	N	2		09/2025		
	Exc Award (06/30/2021)															
63681	CHENNAI AGARAM	11/08/2000	Active	32	3	19	-33.33%	46	11	0	Y		N	07/2025		
	Exc Award (06/30/2016, 06/30/2025)															
120412	Chennai Alapakkam Porur	09/26/2013	Active	18	1	7	-25.00%	24	7	0	Y			11/2025		\$665.00
	Exc Award (06/30/2018, 06/30/2021)															
116652	CHENNAI ALPHA CITY	04/27/2012	Active	34	2	0	6.25%	36		4	Y		R	09/2025	90+ Days	\$1,000.00
	Exc Award (06/30/2025)															
60920	CHENNAI AMBASSADORS	06/22/1998	Active	14	5	0	55.56%	17		0	Y	2	N	08/2025		



Club Health Assessment for DISTRICT 3241 A through December 2025

			Status	Membership					Reports					Finance	LCIF	
Club Number	Club Name	Charter Date	Times in Status Quo in Past 2 Years	Current Member Count **	YTD Members Added	YTD Members Dropped	YTD Net Growth% ***	Member Count 1 Year Ago	Dropped Members Avg.Length of Service	Months Since Membership Update	Current Officers Reported ****	Current President Repeated Term	VP Reported *****	Last Date Reported Service (mm/yyyy)	Account Balance	YTD Donations
110447	Exc Award (06/30/2016, 06/30/2018, 06/30/2021) CHENNAI BALAMURUGAN NAGAR	03/07/2011	Active(1)	34	12	0	54.55%	31		1	Y		N	11/2025		\$678.54
132083	Exc Award (06/30/2016, 06/30/2024) Chennai Centennial Madipakkam	07/03/2017	Active	39	7	1	18.18%	42	2	0	Y			11/2025		\$467.00
133253	Exc Award (06/30/2018, 06/30/2022, 06/30/2024) Chennai Centennial Sholavaram	11/29/2017	Active	20	13	2	122.22%	14	5	2	Y			11/2025		\$1,000.00
139978	Exc Award (06/30/2021) Chennai Central Gummidipoondi	11/04/2019	Active(1)	66	13	2	20.00%	50	1	0	Y	2	R	11/2025		\$2,040.74
66603	Exc Award (06/30/2021, 06/30/2023, 06/30/2024) CHENNAI CENTRAL HASTHINAPURAM	09/06/2002	Active	36	5	9	-10.00%	41	3	1	Y		N	10/2025		\$666.46
120250	Exc Award (06/30/2016, 06/30/2018, 06/30/2022, 06/30/2025) Chennai Central Kolathur	09/04/2013	Active	33	3	8	-13.16%	39	7	0	Y		N	07/2025		\$2,468.37
100372	Exc Award (06/30/2016, 06/30/2021, 06/30/2025) CHENNAI CHEMMANCHERI	10/11/2007	Active(1)	13	0	0	0.00%	13		25	N	None		08/2023		
104846	Exc Award (06/30/2018, 06/30/2021) CHENNAI CHITLAPAKKAM EAST	03/02/2009	Active	27	1	0	3.85%	28		3	Y			07/2025		
100417	Exc Award (06/30/2019) CHENNAI CHROME PET EAST	10/23/2007	Active	5	0	0	0.00%	5		16	N	None		09/2023	90+ Days	
65472	Exc Award (06/30/2016, 06/30/2018, 06/30/2022) CHENNAI CHROME PET WEST	06/13/2002	Active	34	2	0	6.25%	37		4	Y			10/2025		\$29.10
133254	Exc Award (06/30/2018, 06/30/2022) Chennai Damu Krishna Nagar	11/29/2017	Active	20	1	0	5.26%	19		3	Y			11/2025		\$342.65
148395	Exc Award (06/30/2025) Chennai Devendrar Nagar	09/27/2021	Active	24	2	7	-17.24%	26	3	0	Y		N	12/2025		\$58.19
144366	Chennai Ever Green Karayanchavadi	12/31/2020	Active	22	3	2	4.76%	20	3	4	Y	2		10/2025		
119229	Exc Award (06/30/2016, 06/30/2018) CHENNAI GOLDEN KORATTUR	04/25/2013	Active(1)	20	0	0	0.00%	0		6	Y		N	09/2025		\$17.46



Club Health Assessment for DISTRICT 3241 A through December 2025

			Status	Membership						Reports				Finance	LCIF	
Club Number	Club Name	Charter Date	Times in Status Quo in Past 2 Years	Current Member Count **	YTD Members Added	YTD Members Dropped	YTD Net Growth% ***	Member Count 1 Year Ago	Dropped Members Avg.Length of Service	Months Since Membership Update	Current Officers Reported ****	Current President Repeated Term	VP Reported *****	Last Date Reported Service (mm/yyyy)	Account Balance	YTD Donations
130485	Chennai Golden Madipakkam	03/29/2017	Active(2)	26	10	0	62.50%	18		5	N	None		09/2025		\$11.64
	Exc Award (06/30/2018)															
105855	CHENNAI GOLDEN VALASARAVAKKAM	06/29/2009	Active	54	1	0	1.89%	53		3	Y	2		08/2025		\$1,425.00
	Exc Award (06/30/2020, 06/30/2021, 06/30/2023, 06/30/2024)															
108425	CHENNAI GREATER CHROMPET	06/08/2010	Active	47	4	4	0.00%	48	4	0	Y		N	12/2025		\$504.80
	Exc Award (06/30/2020)															
143656	Chennai Greater Lakshmiapuram	12/29/2020	Active	6	1	0	20.00%	6		3	Y			08/2025		
	Exc Award (06/30/2021, 06/30/2024)															
132135	Chennai Greater Moovarasampet	07/03/2017	Active	23	2	1	4.55%	21	2	4	Y		N	11/2025	90+ Days	
	Exc Award (06/30/2018, 06/30/2020, 06/30/2021, 06/30/2025)															
63701	CHENNAI GUMMIDIPOONDI	11/20/2000	Active	64	12	8	6.67%	58	8	4	Y		N	12/2025		\$1,969.29
	Exc Award (06/30/2016, 06/30/2018, 06/30/2020, 06/30/2021, 06/30/2024, 06/30/2025)															
143683	Chennai Ikkadu Veppampattu	01/04/2021	Active	5	1	7	-54.55%	12	3	0	Y			10/2025	90+ Days	
	Exc Award (06/30/2021)															
108976	CHENNAI INDIRA NAGAR	07/28/2010	Active	16	0	0	0.00%	0		0	N	2		09/2023		
	Exc Award (06/30/2019)															
97242	CHENNAI JAFFERKHANPET	06/01/2006	Active	34	2	0	6.25%	33		5	Y		N	11/2025		\$1,021.84
	Exc Award (06/30/2016, 06/30/2020, 06/30/2024)															
133036	Chennai Jalladianpettai Diamond	11/09/2017	Cancelled(8*)	0	0	16	-100.00%	16	6	0	N	None		03/2024	90+ Days	
	Exc Award (06/30/2021)															
104869	CHENNAI JUDGE COLONY	03/02/2009	Active(1)	11	6	0	120.00%	19		0	Y			08/2023		
106293	CHENNAI KALADIPET	08/18/2009	Active	25	1	6	-16.67%	29	3	0	Y			10/2025		
	Exc Award (06/30/2016, 06/30/2018)															
125249	Chennai Kamaraj Nagar	06/22/2015	Active(1)	34	10	9	3.03%	34	3	0	Y		R	09/2025		
	Exc Award (06/30/2016, 06/30/2021)															
97835	CHENNAI KARAMBAKKAM PORUR	10/17/2006	Active(1)	73	10	5	7.35%	64	6	0	Y		N	10/2025	90+ Days	
	Exc Award (06/30/2016, 06/30/2019, 06/30/2021, 06/30/2022, 06/30/2024)															



Club Health Assessment for DISTRICT 3241 A through December 2025

			Status	Membership						Reports				Finance		LCIF
Club Number	Club Name	Charter Date	Times in Status Quo in Past 2 Years	Current Member Count **	YTD Members Added	YTD Members Dropped	YTD Net Growth% ***	Member Count 1 Year Ago	Dropped Members Avg.Length of Service	Months Since Membership Update	Current Officers Reported ****	Current President Repeated Term	VP Reported *****	Last Date Reported Service (mm/yyyy)	Account Balance	YTD Donations
98070	CHENNAI KARANODAI	11/28/2006	Active	74	11	2	13.85%	59	1	0	Y		N	12/2025		\$2,712.56
	Exc Award (06/30/2016, 06/30/2018, 06/30/2020)															
144751	Chennai Kathavoor City	01/04/2021	Active(1)	24	11	0	84.62%	13		3	Y			09/2025		
	Exc Award (06/30/2021)															
84364	CHENNAI KEELKATTALAI	11/01/2004	Active	51	10	1	21.43%	43	3	0	Y		N	12/2025		\$128.03
	Exc Award (06/30/2020, 06/30/2024)															
148517	Chennai Keelkattalai Shine	10/01/2021	Active	21	4	2	10.53%	23	6	0	Y		N	09/2025		\$29.10
124455	Chennai Kolathur City	03/23/2015	Active(1)	25	6	0	31.58%	22		3	Y		N	09/2025		
	Exc Award (06/30/2016, 06/30/2018, 06/30/2021)															
100332	CHENNAI KORATTUR	10/04/2007	Active	68	10	20	-12.82%	68	3	0	Y			12/2025		
	Exc Award (06/30/2016, 06/30/2019, 06/30/2022, 06/30/2025)															
142123	Chennai Kovilambakkam Supreme	07/13/2020	Active(1)	16	7	0	77.78%	8		0	Y			11/2025		
64330	CHENNAI KUNRATHUR	05/22/2001	Active	88	10	9	1.15%	97	3	0	Y		N	12/2025		\$1,017.46
	Exc Award (06/30/2016, 06/30/2020, 06/30/2025)															
100822	CHENNAI LAKSHMIPURAM	12/18/2007	Active	17	5	1	30.77%	16	4	1	Y			07/2025		
	Exc Award (06/30/2019, 06/30/2020, 06/30/2023)															
63671	CHENNAI MADAMBAKKAM	11/08/2000	Active(1)	27	1	0	3.85%	26		1	Y	2		07/2025		
141144	Chennai Madhavaram Palm Town	06/08/2020	Active	43	2	0	4.88%	40		1	Y	2		08/2025		\$1,000.00
	Exc Award (06/30/2021, 06/30/2022)															
95071	CHENNAI MADHAVARAM TRUCK TERMINAL	01/17/2006	Active	21	6	0	40.00%	20		3	Y		N	10/2025	90+ Days	
	Exc Award (06/30/2018, 06/30/2021, 06/30/2024)															
134217	Chennai Madipakkam Social Service	04/02/2018	Active(2)	19	2	0	11.76%	18		0	Y			07/2025	90+ Days	
104959	CHENNAI MADURAVOYAL	03/10/2009	Cancelled(8*)	0	0	13	-100.00%	13	5	0	N	None		10/2024	90+ Days	
	Exc Award (06/30/2021)															
107013	CHENNAI MAHALAKSHMI NAGAR	12/11/2009	Active	18	2	0	12.50%	16		3	Y			09/2025		
119231	CHENNAI MAJESTIC VALASARAVAKKAM	04/29/2013	Active	15	5	0	50.00%	12		1	Y			11/2025		\$1,029.10
	Exc Award (06/30/2018)															



Club Health Assessment for DISTRICT 3241 A through December 2025

			Status	Membership						Reports				Finance	LCIF	
Club Number	Club Name	Charter Date	Times in Status Quo in Past 2 Years	Current Member Count **	YTD Members Added	YTD Members Dropped	YTD Net Growth% ***	Member Count 1 Year Ago	Dropped Members Avg.Length of Service	Months Since Membership Update	Current Officers Reported ****	Current President Repeated Term	VP Reported *****	Last Date Reported Service (mm/yyyy)	Account Balance	YTD Donations
128725	Chennai Mannivakkam	09/12/2016	Active	53	7	4	6.00%	50	3	0	Y		N	12/2025		\$555.90
	Exc Award (06/30/2019, 06/30/2020, 06/30/2021, 06/30/2025)															
138658	Chennai Mathiravedu	06/19/2019	Active(2)	22	2	1	4.76%	29	1	1	Y		N	10/2025		
	Exc Award (06/30/2024)															
131818	CHENNAI MAYURI	07/03/2017	Active	31	5	2	10.71%	26	18	4	Y		N	08/2025		
	Exc Award (06/30/2018)															
65054	CHENNAI MEDAVAKKAM	03/06/2002	Active	45	3	1	4.65%	46	20	5	Y			10/2024		\$1,000.00
	Exc Award (06/30/2018, 06/30/2019, 06/30/2024)															
117281	CHENNAI MEDAVAKKAM SUPREME	06/22/2012	Active	66	14	2	22.22%	57	2	0	Y		N	12/2025		\$3,123.89
	Exc Award (06/30/2018, 06/30/2021, 06/30/2024)															
66549	CHENNAI METRO GOLDEN GATE	08/14/2002	Active	5	0	0	0.00%	5		6	Y			09/2023	90+ Days	
	Exc Award (06/30/2019, 06/30/2023)															
144365	Chennai Metro Smile	12/30/2020	Active(1)	7	3	0	75.00%	6		1	Y		IP	12/2025		
137367	Chennai Metro Vision	02/03/2019	Active	21	6	0	40.00%	17		5	Y		R	10/2025		
	Exc Award (06/30/2021)															
67112	CHENNAI MOOVARASAMPET	01/14/2003	Active	30	4	0	15.38%	26		1	Y			08/2025		\$664.77
	Exc Award (06/30/2019)															
64406	CHENNAI MOTHER INDIA	06/12/2001	Active	41	9	3	17.14%	29	6	1	Y		N	11/2025		\$2,017.46
	Exc Award (06/30/2016, 06/30/2018, 06/30/2019, 06/30/2020, 06/30/2025)															
98291	CHENNAI MOUNT CITY	01/15/2007	Active	24	3	1	9.09%	20	2	0	Y		R	12/2025		\$1,000.00
	Exc Award (06/30/2018, 06/30/2019, 06/30/2020)															
142161	Chennai Mylai Temple City	07/10/2020	Active(1)	11	2	0	22.22%	8		2	Y		N	10/2025		\$367.04
	Exc Award (06/30/2024)															
156114	Chennai Namma Karanodai	09/29/2023	Active	19	1	0	5.56%	30		3	Y		N	07/2025	90+ Days	\$664.00
144583	Chennai Nanmangalam Supreme	12/31/2020	Active	40	18	9	29.03%	33	2	0	Y			11/2025		\$293.06
	Exc Award (06/30/2021, 06/30/2023, 06/30/2024)															
97748	CHENNAI NEHRU NAGAR	09/22/2006	Active	36	12	0	50.00%	23		3	Y			11/2025		\$507.32
	Exc Award (06/30/2018, 06/30/2020)															



Club Health Assessment for DISTRICT 3241 A through December 2025

			Status	Membership					Reports				Finance		LCIF	
Club Number	Club Name	Charter Date	Times in Status Quo in Past 2 Years	Current Member Count **	YTD Members Added	YTD Members Dropped	YTD Net Growth% ***	Member Count 1 Year Ago	Dropped Members Avg.Length of Service	Months Since Membership Update	Current Officers Reported ****	Current President Repeated Term	VP Reported *****	Last Date Reported Service (mm/yyyy)	Account Balance	YTD Donations
112045	CHENNAI NEW CENTRAL CHITLAPAKKAM	08/12/2011	Active(1)	4	0	0	0.00%	4		6	N	None		08/2021		
108974	CHENNAI NEW CHROME PET Exc Award (06/30/2016)	07/28/2010	Active(1)	29	7	0	31.82%	23		2	Y			11/2025		
135481	Chennai New Padappai West	07/17/2018	Cancelled(8*)	0	0	6	-100.00%	7	7	3	N	None		07/2025	90+ Days	
109102	CHENNAI NEW ULLAGARAM Exc Award (06/30/2018)	08/20/2010	Active(1)	14	0	0	0.00%	14		14	N	None		11/2024		
117681	CHENNAI NOOTHENCHERI Exc Award (06/30/2016, 06/30/2020, 06/30/2024)	08/21/2012	Active	50	2	7	-9.09%	63	7	0	Y		N	07/2025		
156905	Chennai Old Mahabalipuram Road Friends	12/27/2023	Active(1)	22	2	0	10.00%	20		5	Y			07/2025		\$11.64
137790	Chennai Oragadam City Exc Award (06/30/2021, 06/30/2024)	04/01/2019	Active(1)	54	29	6	74.19%	31	3	4	Y		N	12/2025		\$1,000.00
119230	CHENNAI OTTIYAMBAKKAM Exc Award (06/30/2018)	04/26/2013	Active	22	5	0	29.41%	17		5	N	None		07/2025		\$17.46
88818	CHENNAI PADI Exc Award (06/30/2016, 06/30/2018)	06/29/2005	Active	9	1	0	12.50%	8		5	N	None		11/2023		
143064	Chennai Padiyanallur Exc Award (06/30/2021, 06/30/2023)	10/05/2020	Active	21	2	12	-32.26%	30	3	0	Y		N	12/2025		\$1,000.00
121030	Chennai Pammal Sammanthanar Exc Award (06/30/2020, 06/30/2022)	12/27/2013	Active	21	1	3	-8.70%	27	6	0	N	None		12/2025		\$17.46
110616	CHENNAI PERAMBUR NORTH Exc Award (06/30/2016, 06/30/2018, 06/30/2019, 06/30/2020, 06/30/2021, 06/30/2022, 06/30/2024, 06/30/2025)	04/04/2011	Active	37	5	10	-11.90%	39	3	0	Y		N	11/2025		\$1,715.03
155127	Chennai Ponmanam	08/03/2023	Active	24	6	0	33.33%	16		2	Y			10/2025		\$684.36
66594	CHENNAI PONNERI Exc Award (06/30/2016, 06/30/2018, 06/30/2023, 06/30/2025)	09/06/2002	Active	38	10	6	11.76%	32	1	1	N		N	12/2025		\$133.26
155133	Chennai Prime Chromepet	08/16/2023	Cancelled(8*)	0	0	15	-100.00%	11	2	4	N	None		10/2024	90+ Days	
109986	CHENNAI PUSHPA NAGAR Exc Award (06/30/2018, 06/30/2019, 06/30/2021, 06/30/2023)	01/04/2011	Active	53	7	1	12.77%	58	2	4	Y		N	11/2025		\$1,023.28
125973	Chennai Puzhal Humanity	10/27/2015	Active(1)	64	8	0	14.29%	54		4	Y			08/2025	90+ Days	\$1,322.48



Club Health Assessment for DISTRICT 3241 A through December 2025

			Status	Membership					Reports				Finance		LCIF	
Club Number	Club Name	Charter Date	Times in Status Quo in Past 2 Years	Current Member Count **	YTD Members Added	YTD Members Dropped	YTD Net Growth% ***	Member Count 1 Year Ago	Dropped Members Avg.Length of Service	Months Since Membership Update	Current Officers Reported ****	Current President Repeated Term	VP Reported *****	Last Date Reported Service (mm/yyyy)	Account Balance	YTD Donations
Exc Award (06/30/2022)																
98069	CHENNAI PUZHUTHIVAKKAM	11/28/2006	Active(1)	40	2	0	5.26%	44		2	Y			07/2025		\$11.64
Exc Award (06/30/2016, 06/30/2018, 06/30/2020)																
149514	Chennai Redhills Pullilyon	03/03/2022	Active	38	2	0	5.56%	48		5	Y			11/2025		\$630.97
Exc Award (06/30/2024)																
119115	CHENNAI ROYAL ULLAGARAM	04/03/2013	Active(1)	56	10	0	21.74%	51		4	Y		N	12/2025		\$331.06
Exc Award (06/30/2019, 06/30/2020, 06/30/2021, 06/30/2022, 06/30/2024)																
105694	CHENNAI SELAIYUR CENTRAL	06/05/2009	Active	18	0	0	0.00%	18		8	Y			08/2025		\$1,000.00
Exc Award (06/30/2016)																
26438	CHENNAI SHANTHI COLONY	04/08/1971	Active	33	1	1	0.00%	32	9	0	Y		N	11/2025		\$1,031.55
Exc Award (06/30/2016, 06/30/2020, 06/30/2024)																
65477	CHENNAI SHOLINGANALLUR	06/13/2002	Active	50	4	0	8.70%	34		1	Y	2		10/2025		
Exc Award (06/30/2018, 06/30/2019)																
125255	Chennai Sri KMT Croup	06/22/2015	Active	32	11	8	10.34%	35	5	0	Y		N	12/2025		\$617.65
Exc Award (06/30/2016, 06/30/2021, 06/30/2024)																
65065	CHENNAI STANDARD PERUNGALATHUR	03/06/2002	Active(1)	10	1	2	-9.09%	12	22	2	Y	3		05/2022		
105856	CHENNAI SURAJ VILLIVAKKAM	06/29/2009	Active	19	2	0	11.76%	18		0	Y			10/2025		
68534	CHENNAI SWAMI VIVEKANANDA	04/15/2003	Active(1)	14	1	0	7.69%	14		4	Y	2		10/2025		\$140.00
Exc Award (06/30/2018, 06/30/2021)																
102836	CHENNAI TAMBARAM CENTRAL	06/26/2008	Active	120	16	3	12.15%	125	5	0	Y		N	12/2025		\$1,610.53
Exc Award (06/30/2022, 06/30/2024)																
93239	CHENNAI TAMBARAM MUDICHUR	01/03/2006	Active	38	5	0	15.15%	41		3	Y		N	12/2025		\$346.64
Exc Award (06/30/2018)																
92380	CHENNAI TAMBARAM SANATORIUM	12/21/2005	Active(1)	21	5	4	5.00%	18	4	0	Y		N	12/2025		
Exc Award (06/30/2016, 06/30/2020, 06/30/2021)																
147362	Chennai Tamil Singam	07/19/2021	Active(2)	20	2	0	11.11%	18		4	Y		N	08/2025		
Exc Award (06/30/2022)																



Club Health Assessment for DISTRICT 3241 A through December 2025

			Status	Membership						Reports				Finance	LCIF	
Club Number	Club Name	Charter Date	Times in Status Quo in Past 2 Years	Current Member Count **	YTD Members Added	YTD Members Dropped	YTD Net Growth% ***	Member Count 1 Year Ago	Dropped Members Avg.Length of Service	Months Since Membership Update	Current Officers Reported ****	Current President Repeated Term	VP Reported *****	Last Date Reported Service (mm/yyyy)	Account Balance	YTD Donations
131588	Chennai Thatchoor	07/03/2017	Active	22	6	9	-12.00%	25	1	0	Y		N	11/2025	90+ Days	\$338.46
	Exc Award (06/30/2018, 06/30/2024, 06/30/2025)															
89071	CHENNAI THIRUNEERMALAI	08/10/2005	Active	6	0	0	0.00%	6		7	Y			12/2025		
	Exc Award (06/30/2016)															
100790	CHENNAI THIRUVOTTIYUR NORTH	12/11/2007	Active	79	13	0	19.70%	60		0	Y			12/2025		\$1,000.00
	Exc Award (06/30/2016, 06/30/2018, 06/30/2024)															
62244	CHENNAI TIRUVOTTIYUR EAST	06/28/1999	Active	36	6	0	20.00%	33		2	Y			12/2025		\$1,948.88
	Exc Award (06/30/2016, 06/30/2018, 06/30/2024)															
156738	Chennai Velappanchavadi	12/04/2023	Active(1)	12	1	0	9.09%	10		5	Y	2	N	10/2025		\$331.06
102957	CHENNAI VELLAKKAL	06/30/2008	Active	24	0	3	-11.11%	27	18	1	Y	2		08/2025		
	Exc Award (06/30/2021)															
106290	CHENNAI VIRUGAMBAKKAM	08/18/2009	Active	38	3	1	5.56%	37	16	3	Y		N	07/2025	\$34.92	
	Exc Award (06/30/2016, 06/30/2018, 06/30/2021, 06/30/2022)															
135480	Chennai Vision	07/17/2018	Cancelled(8*)	0	0	8	-100.00%	0	7	3	N	None		10/2023		
107573	CHENNAI WIMCO NAGAR	02/17/2010	Active(1)	18	4	1	20.00%	19	8	1	Y			08/2025		
89656	CHENNAI ZAMEEN PALLAVARAM	11/17/2005	Active	26	2	2	0.00%	23	1	0	N	2	N	11/2025	\$1,000.00	
	Exc Award (06/30/2020)															
57011	CHITLAPAKKAM	05/31/1995	Active	85	14	4	13.33%	90	8	1	Y		R	12/2025	\$1,412.79	
	Exc Award (06/30/2016, 06/30/2018, 06/30/2020, 06/30/2022, 06/30/2023, 06/30/2024, 06/30/2025)															
143605	Chromepet Mother Supreme	11/17/2020	Active	6	0	0	0.00%	6		15	N	None		07/2021		
	Exc Award (06/30/2021)															
152336	Chromepet Unity	08/30/2022	Active	23	4	1	15.00%	21	0	0	Y		N	11/2025	\$1,000.00	
26418	ENNORE TIRUVOTTIYUR	12/08/1971	Active	39	1	1	0.00%	37	37	3	Y		N	10/2025	\$25,337.46	
	Exc Award (06/30/2018, 06/30/2021, 06/30/2022, 06/30/2024)															
138845	Karambakkam Porur Sangamam	08/08/2019	Active	32	7	2	18.52%	25	5	0	Y	2		11/2025	\$17.46	
155413	Karambakkam Prime Friends	08/21/2023	Active	13	1	1	0.00%	18	1	1	Y		N	11/2025		
54882	MADRAS ARUMBAKKAM	09/17/1993	Active(2)	22	4	2	10.00%	26	10	0	Y		R	09/2025	\$398.78	




Club Health Assessment for DISTRICT 3241 A through December 2025

						Membership						Reports				Finance		LCIF	
Club Number	Club Name	Charter Date	Status		Current Member Count **	YTD Members Added	YTD Members Dropped	YTD Net Growth% ***	Member Count 1 Year Ago	Dropped Members Avg.Length of Service	Months Since Membership Update	Current Officers Reported ****	Current President Repeated Term	VP Reported *****	Last Date Reported Service (mm/yyyy)	Account Balance	YTD Donations		
			Times in Status Quo in Past 2 Years																
Exc Award (06/30/2018, 06/30/2021, 06/30/2024)																			
62049	MADRAS BHARATHAM-PERAVALLUR	06/07/1999	Active		16	1	0	6.67%	15		3	Y	4		08/2025		\$535.58		
60194	MADRAS HASTHINAPURAM	12/16/1997	Active		87	18	0	26.09%	61		0	Y		N	12/2025		\$5,017.46		
Exc Award (06/30/2016, 06/30/2018, 06/30/2021, 06/30/2025)																			
61600	MADRAS MADIPAKKAM	03/08/1999	Active		35	2	4	-5.41%	37	1	0	Y		R	10/2025		\$678.64		
Exc Award (06/30/2016, 06/30/2021)																			
37537	MADRAS METRO EAST	09/13/1979	Active		48	3	0	6.67%	49		3	Y			11/2025		\$1,316.70		
35460	MADRAS METROPOLITAN SO	04/04/1978	Active		15	0	0	0.00%	15		15	Y			01/2024				
Exc Award (06/30/2019, 06/30/2021, 06/30/2023)																			
36531	MADRAS RED HILLS	01/19/1979	Active		267	23	0	9.43%	284		3	Y		N	12/2025		\$329.46		
Exc Award (06/30/2016, 06/30/2020, 06/30/2022)																			
62543	MADRAS TAMBARAM EAST	12/03/1999	Active		36	6	2	12.50%	29	3	0	Y		N	12/2025		\$1,830.00		
Exc Award (06/30/2018, 06/30/2019, 06/30/2020, 06/30/2025)																			
32179	PALLAVAPURAM	04/29/1976	Active		39	1	0	2.63%	34		0	Y		N	11/2025		\$17.46		
Exc Award (06/30/2016, 06/30/2018, 06/30/2022, 06/30/2025)																			
26449	TAMBARAM	03/29/1968	Active		21	1	1	0.00%	23	1	1	Y		N	12/2025		\$17.46		
Exc Award (06/30/2018)																			
138020	Thiruverkadu Glorious	05/21/2019	Active		38	17	4	52.00%	30	6	0	Y			11/2025	90+ Days	\$2,017.46		
Exc Award (06/30/2021, 06/30/2023)																			
29705	VILLAVAKKAM	07/15/1974	Active		30	0	0	0.00%	30		0	Y		N	08/2024				
Exc Award (06/30/2021)																			
Current Total Clubs Count	YTD New Clubs Count	YTD Cancelled Clubs Count	YTD Net Club Gain	Current Total Members Count	YTD Add	YTD Drop	YTD Net Growth	YTD Net Growth %	Member Count 12 Months Ago	Average Member Count Per Club	% of Clubs with less than 20 members	% No Officer Report in 12 Months	% of Clubs with balance 90+ days	Number of Clubs in Status Quo	% Status Quo Clubs in Financial Suspension	Number of Cancelled Clubs	Average Cancelled Club Age	Members Lost Due to Cancellation	% of Clubs Cancelled for Non-Financial Reasons
153	20	7	13	4,945	1,151	441	710	16.77%	4,306	32	25%	3%	14%	2	100%	7	6	111	0%



Club Health Assessment for DISTRICT 3241 A through December 2025

				Status	Membership					Reports				Finance	LCIF	
Club Number	Club Name	Charter Date	Times in Status Quo in Past 2 Years	Current Member Count **	YTD Members Added	YTD Members Dropped	YTD Net Growth% ***	Member Count 1 Year Ago	Dropped Members Avg.Length of Service	Months Since Membership Update	Current Officers Reported ****	Current President Repeated Term	VP Reported *****	Last Date Reported Service (mm/yyyy)	Account Balance	YTD Donations

* - P - Priority Club. Cancellation Reasons: 1-Objectives/conduct, 2-Non-active club, 5-Non-existing club, 6-Disbanding, 7-Merger, 8-Financial Suspension, 9-District/Multiple District Dues.
** Red denotes below 15 active members.
*** Red denotes 20% + loss.
**** Y - all 3 (President, Secretary, Treasurer) club officers reported, N - not all 3 reported.
***** Abbreviation: N-New, IP-Immediate Past, R-Repeat.



Club Health Assessment for DISTRICT 3241 B through December 2025

			Status	Membership						Reports				Finance	LCIF	
Club Number	Club Name	Charter Date	Times in Status Quo in Past 2 Years	Current Member Count **	YTD Members Added	YTD Members Dropped	YTD Net Growth% ***	Member Count 1 Year Ago	Dropped Members Avg.Length of Service	Months Since Membership Update	Current Officers Reported ****	Current President Repeated Term	VP Reported *****	Last Date Reported Service (mm/yyyy)	Account Balance	YTD Donations
Clubs less than two years old																
191027	Chennai Aazhi	11/06/2025	Newly Chartered	23	23	0	100.00%	0		1	Y		N			
183236	Chennai Crossway	07/28/2025	Active	23	23	0	100.00%	0		4	Y		N	12/2025		
190084	Chennai Galaxy	10/01/2025	Active	20	20	0	100.00%	0		2	Y					
177806	Chennai Goodhope	09/13/2024	Active	24	0	0	0.00%	20		5	Y	2	N	11/2025		
190591	Chennai Greenfield	10/14/2025	Newly Chartered	20	20	0	100.00%	0		2	Y					
178065	Chennai Highness	09/11/2024	Active	15	5	10	-25.00%	20	1	0	Y	2		11/2025	90+ Days	
186931	Chennai Little Crown	07/28/2025	Active	23	23	0	100.00%	0		5	Y				90+ Days	\$4.66
190358	Chennai Nexgen	09/30/2025	Active	23	23	0	100.00%	0		1	Y		N	12/2025	90+ Days	
190492	Chennai Solar City	10/15/2025	Newly Chartered	21	21	0	100.00%	0		2	Y					
178165	Chennai Velachery Venghais	09/02/2024	Active	27	0	0	0.00%	24		8	Y	2	N			\$884.86
180747	Chennai Vikasa	02/18/2025	Active	20	0	0	0.00%	0		10	Y	2		08/2025		
178758	Chennai Walkers Friends	10/03/2024	Active	19	1	3	-9.52%	19	1	0	Y		N	12/2025		\$17.47
Clubs more than two years old																
26405	AMBATTUR	03/09/1966	Active	27	8	0	42.11%	19		5	Y		N	10/2025		\$31.42
	Exc Award (06/30/2017)															
123625	Chennai AGS Garden	11/13/2014	Active	23	3	0	15.00%	18		2	Y		N	12/2025		\$179.27
	Exc Award (06/30/2020, 06/30/2021)															
82772	CHENNAI ANNA NAGAR II AVENUE	06/24/2004	Active	20	1	2	-4.76%	17	0	5	Y		R	11/2025		\$22.13
154720	Chennai Annanagar Gems	06/19/2023	Active	18	0	2	-10.00%	19	2	5	Y		N	07/2025		
136600	Chennai Beautiful Minds	11/21/2018	Active(1)	20	0	0	0.00%	14		8	N	None		10/2023	90+ Days	
66606	CHENNAI CROWN	09/12/2002	Active	47	1	1	0.00%	45	0	1	Y		R	12/2025		\$2,481.51
	Exc Award (06/30/2017, 06/30/2023)															
156481	Chennai Deccan Friends	10/26/2023	Active	24	3	0	14.29%	19		5	Y		R	07/2025		\$391.05
109363	CHENNAI GANDHI AVENUE	09/28/2010	Active	17	0	0	0.00%	15		6	N	None		10/2023		
101026	CHENNAI GKM	01/18/2008	Active	25	0	6	-19.35%	28	7	5	N	None		10/2024		\$5.82
	Exc Award (06/30/2017, 06/30/2023)															



Club Health Assessment for DISTRICT 3241 B through December 2025

			Status	Membership						Reports				Finance	LCIF		
Club Number	Club Name	Charter Date	Times in Status Quo in Past 2 Years	Current Member Count **	YTD Members Added	YTD Members Dropped	YTD Net Growth% ***	Member Count 1 Year Ago	Dropped Members Avg.Length of Service	Months Since Membership Update	Current Officers Reported ****	Current President Repeated Term	VP Reported *****	Last Date Reported Service (mm/yyyy)	Account Balance	YTD Donations	
109364	CHENNAI GRAND HEAVEN CITY Exc Award (06/30/2020)	09/28/2010	Active	43	4	1	7.50%	38	3	3	Y		N	12/2025	90+ Days	\$1,006.75	
110090	CHENNAI GREATER CITY Exc Award (06/30/2017)	01/11/2011	Active	40	0	0	0.00%	33		6	Y		N	08/2025			\$91.97
151348	Chennai Heights Exc Award (06/30/2023)	06/20/2022	Active(1)	26	0	0	0.00%	25		4	Y			07/2024			\$17.46
128406	Chennai Manali Harmony Exc Award (06/30/2020)	08/11/2016	Active	31	5	2	10.71%	31	5	0	Y		N	09/2025		\$6.98	
156941	Chennai Meraki	12/20/2023	Active	24	3	4	-4.00%	25	2	0	N			09/2025		\$975.53	
65186	CHENNAI METRO NORTH Exc Award (06/30/2017)	04/15/2002	Active	15	0	0	0.00%	15		19	N	None		09/2024			
101025	CHENNAI METRO PURASAI	01/18/2008	Active	12	0	0	0.00%	8		4	N	None		11/2025		\$9.32	
139396	Chennai Mudra Exc Award (06/30/2022, 06/30/2023)	08/02/2019	Active	45	2	2	0.00%	45	1	0	Y		N	12/2025		\$46.58	
129157	Chennai Nandavanam Exc Award (06/30/2020, 06/30/2022, 06/30/2023)	12/02/2016	Active	37	1	6	-11.90%	42	3	0	Y		R	12/2025		\$1,041.68	
153481	Chennai New Stars	01/30/2023	Active	36	1	2	-2.70%	30	3	0	Y		R	12/2025		\$30.27	
68568	CHENNAI PADI HEAVEN CITY	04/15/2003	Active	46	4	14	-17.86%	56	5	1	Y		N	10/2025		\$27.94	
119610	Chennai Padi Royal City Exc Award (06/30/2017)	06/12/2013	Active	30	5	0	20.00%	23		4	Y		N	07/2025		\$22.12	
146896	Chennai Pasumai	06/21/2021	Active	15	0	0	0.00%	13		5	N	None		09/2025			
106649	CHENNAI PUDUMAI GEMANI Exc Award (06/30/2017, 06/30/2022, 06/30/2023)	09/25/2009	Active	21	0	9	-30.00%	20	4	0	Y			12/2025		\$93.12	
105794	CHENNAI PUDUMAI HEAVEN CITY Exc Award (06/30/2022)	06/22/2009	Active	22	0	0	0.00%	26		6	Y		N	07/2025			
109191	CHENNAI PUDUMAI ROYAPETTAH Exc Award (06/30/2017, 06/30/2020, 06/30/2023)	09/09/2010	Active	30	0	0	0.00%	27		6	N			10/2025		\$20.97	
153007	Chennai Red Square	02/10/2023	Active(1)	28	0	4	-12.50%	25	2	1	Y		N	10/2025		\$25.61	
147721	Chennai Rhythms	07/27/2021	Active(1)	21	1	0	5.00%	19		0	Y		N	12/2025		\$83.81	



Club Health Assessment for DISTRICT 3241 B through December 2025

			Status	Membership						Reports				Finance	LCIF	
Club Number	Club Name	Charter Date	Times in Status Quo in Past 2 Years	Current Member Count **	YTD Members Added	YTD Members Dropped	YTD Net Growth% ***	Member Count 1 Year Ago	Dropped Members Avg.Length of Service	Months Since Membership Update	Current Officers Reported ****	Current President Repeated Term	VP Reported *****	Last Date Reported Service (mm/yyyy)	Account Balance	YTD Donations
Exc Award (06/30/2023)																
145028	Chennai Rose Garden	04/16/2021	Active(1)	21	8	2	40.00%	18	3	0	N		N	11/2025		\$13.97
Exc Award (06/30/2023)																
128368	Chennai Royal Kings	08/04/2016	Active	26	0	7	-21.21%	31	6	4	Y		R	10/2025		\$18.64
Exc Award (06/30/2018)																
104490	CHENNAI ROYAPURAM HERITAGE	01/22/2009	Active	33	4	7	-8.33%	34	10	0	Y		R	08/2025		\$1,003.26
Exc Award (06/30/2017, 06/30/2019, 06/30/2022)																
104030	CHENNAI ROYAPURAM NORTH	12/01/2008	Active	25	1	2	-3.85%	27	11	0	Y		N	12/2025		
Exc Award (06/30/2017, 06/30/2023)																
151374	Chennai Socials	06/20/2022	Active	31	3	1	6.90%	29	4	0	Y		N	12/2025		
Exc Award (06/30/2023)																
146762	Chennai Sowcarpet Trending	06/19/2021	Active	14	0	0	0.00%	12		6	Y			07/2025		
101477	CHENNAI SPR	03/12/2008	Active	37	2	3	-2.63%	40	7	0	Y			10/2025		\$4.66
Exc Award (06/30/2016, 06/30/2017, 06/30/2022, 06/30/2023)																
77888	CHENNAI SRUTHI	12/01/2003	Active	39	1	6	-11.36%	41	3	1	Y		N	12/2025		\$2,176.00
Exc Award (06/30/2017, 06/30/2018, 06/30/2019, 06/30/2022)																
144999	Chennai Trellis Friends	02/01/2021	Active	19	0	1	-5.00%	20	1	3	Y		N	09/2025		
151426	Chennai Vyasai North	06/21/2022	Active(1)	26	0	13	-33.33%	34	1	0	Y		N	09/2025		\$30.26
Exc Award (06/30/2023)																
63615	MADRAS ANNANAGAR WEST	10/09/2000	Active	61	1	2	-1.61%	59	2	5	N		R	12/2025		\$771.35
Exc Award (06/30/2017, 06/30/2020, 06/30/2022, 06/30/2023)																
36082	MADRAS ASHOK NAGAR	09/25/1978	Active(1)	44	3	4	-2.22%	46	11	0	Y		N	11/2025		\$1,108.81
Exc Award (06/30/2017, 06/30/2022)																
45241	MADRAS BASIN BRIDGE	06/06/1985	Active	37	1	5	-9.76%	39	5	0	Y		N	11/2025		\$174.60
Exc Award (06/30/2017, 06/30/2020)																
36271	MADRAS CHETPET	11/27/1978	Active	102	2	0	2.00%	95		0	Y		N	12/2025		\$3,962.02
Exc Award (06/30/2017, 06/30/2018, 06/30/2020, 06/30/2022, 06/30/2023)																
50674	MADRAS CITY	06/01/1990	Active	31	2	1	3.33%	29	3	1	Y		N	08/2024		\$24.44
Exc Award (06/30/2017, 06/30/2020)																



Club Health Assessment for DISTRICT 3241 B through December 2025

			Status	Membership						Reports				Finance	LCIF	
Club Number	Club Name	Charter Date	Times in Status Quo in Past 2 Years	Current Member Count **	YTD Members Added	YTD Members Dropped	YTD Net Growth% ***	Member Count 1 Year Ago	Dropped Members Avg.Length of Service	Months Since Membership Update	Current Officers Reported ****	Current President Repeated Term	VP Reported *****	Last Date Reported Service (mm/yyyy)	Account Balance	YTD Donations
52021	MADRAS CULTURAL CAPITAL	09/19/1991	Active	26	0	2	-7.14%	27	3	3	Y		N	09/2025		\$5.82
	Exc Award (06/30/2017)															
49717	MADRAS DOVETON SQUARE	06/27/1989	Active	17	0	0	0.00%	20		6	Y	2	N	12/2025		\$2.33
	Exc Award (06/30/2023)															
37725	MADRAS ESPLANADE CENTRAL	11/07/1979	Active(1)	22	0	0	0.00%	0		6	Y	4	N	10/2023		
61415	MADRAS EXCELLENCE	01/04/1999	Active	29	4	1	11.54%	25	1	0	Y		N	12/2025		\$71.02
	Exc Award (06/30/2020, 06/30/2023)															
51767	MADRAS GREEN PARK	06/11/1991	Active	51	5	3	4.08%	48	7	3	Y		N	12/2025		\$1,078.42
	Exc Award (06/30/2017)															
41089	MADRAS MANALI	03/17/1982	Active	12	0	0	0.00%	12		18	Y	2	N	12/2025		\$6.99
	Exc Award (06/30/2017, 06/30/2019, 06/30/2022)															
35109	MADRAS METRO WEST	02/14/1978	Active	44	0	0	0.00%	40		6	Y		N	12/2025		\$2,037.39
	Exc Award (06/30/2017, 06/30/2019, 06/30/2022)															
51209	MADRAS MID CITY	01/21/1991	Active(2)	20	20	0	100.00%	7		5	Y		R	07/2023		
26428	MADRAS NORTH	02/22/1968	Active	53	1	2	-1.85%	49	42	1	Y		N	12/2025		\$1,557.95
	Exc Award (06/30/2017)															
34065	MADRAS PADI SHENOY NAGAR	06/14/1977	Active	34	1	1	0.00%	34	2	2	Y		R	12/2025	90+ Days	
	Exc Award (06/30/2017)															
56734	MADRAS POES GARDEN	03/28/1995	Active(2)	18	1	35	-65.38%	48	5	0	Y		R	08/2025		\$203.67
	Exc Award (06/30/2017, 06/30/2022, 06/30/2023)															
32048	MADRAS PUDUR	04/08/1976	Active	66	4	8	-5.71%	65	4	0	Y		N	12/2025		\$1,467.31
	Exc Award (06/30/2017, 06/30/2018)															
32282	MADRAS THIRUMANGALAM	05/11/1976	Active(1)	39	1	6	-11.36%	39	3	0	Y			11/2024		\$22.12
	Exc Award (06/30/2020, 06/30/2022, 06/30/2023)															
26427	MEENAMBAKKAM	11/09/1964	Active	90	7	17	-10.00%	101	3	0	Y		N	12/2025		\$2.33
	Exc Award (06/30/2017, 06/30/2023)															



Club Health Assessment for DISTRICT 3241 B through December 2025

						Status		Membership					Reports				Finance		LCIF		
						Times in Status Quo in Past 2 Years		Current Member Count **	YTD Members Added	YTD Members Dropped	YTD Net Growth***	Member Count 1 Year Ago	Dropped Members Avg.Length of Service	Months Since Membership Update	Current Officers Reported ****	Current President Repeated Term	VP Reported *****	Last Date Reported Service (mm/yyyy)	Account Balance	YTD Donations	
Club Number	Club Name		Charter Date																		
Current Total Clubs Count	YTD New Clubs Count	YTD Cancelled Clubs Count	YTD Net Club Gain	Current Total Members Count	YTD Add	YTD Drop	YTD Net Growth	Member Count 12 Months Ago	Average Member Count Per Club	% of Clubs with less than 20 members	% No Officer Report in 12 Months	% of Clubs with balance 90+ days	Number of Clubs in Status Quo	% Status Quo Clubs in Financial Suspension	Number of Cancelled Clubs	Average Cancelled Club Age	Members Lost Due to Cancellation	% of Clubs Cancelled for Non-Financial Reasons			
68	7	0	7	2,068	273	197	76	3.82%	1,847	30	18%	6%	9%	0	0%	0	0	0%			

* - P - Priority Club. Cancellation Reasons: 1-Objectives/conduct, 2-Non-active club, 5-Non-existing club, 6-Disbanding, 7-Merger, 8-Financial Suspension, 9-District/Multiple District Dues.

** Red denotes below 15 active members.

*** Red denotes 20% + loss.

**** Y - all 3 (President, Secretary, Treasurer) club officers reported, N - not all 3 reported.

***** Abbreviation: N-New, IP-Immediate Past, R-Repeat.



Club Health Assessment for DISTRICT 3241 C through December 2025

			Status	Membership						Reports				Finance		LCIF
Club Number	Club Name	Charter Date	Times in Status Quo in Past 2 Years	Current Member Count **	YTD Members Added	YTD Members Dropped	YTD Net Growth% ***	Member Count 1 Year Ago	Dropped Members Avg.Length of Service	Months Since Membership Update	Current Officers Reported ****	Current President Repeated Term	VP Reported *****	Last Date Reported Service (mm/yyyy)	Account Balance	YTD Donations
Clubs less than two years old																
185434	Chennai Alpha Pride	07/24/2025	Active(1)	20	20	0	100.00%	0		5	Y		N	12/2025		\$1,000.00
181650	Chennai Anbin Udhayam	04/02/2025	Active	22	1	0	4.76%	0		5	Y	2	R	07/2025		\$1,000.00
174262	Chennai Aram	07/26/2024	Active	20	1	0	5.26%	20		5	Y		IP	11/2025		
183404	Chennai Dynamic Friends	07/25/2025	Active	29	29	0	100.00%	0		0	Y		N	12/2025	90+ Days	
178381	Chennai Eden Stars	09/17/2024	Active	22	2	0	10.00%	20		5	Y		N	12/2025		
180671	Chennai Global Synergy	02/18/2025	Active	23	6	4	9.52%	0	1	0	Y		N	12/2025		
172443	Chennai Golden Pillars	06/25/2024	Active	30	6	2	15.38%	26	1	5	Y		N	10/2025		
185130	Chennai Green Future	07/28/2025	Status Quo(1)	20	20	0	100.00%	0		5	Y				90+ Days	
178320	Chennai Guindy Friends	09/18/2024	Active	25	4	0	19.05%	20		5	Y		N	11/2025	90+ Days	
183400	Chennai Healing Hands	07/24/2025	Active(1)	21	21	0	100.00%	0		5	Y		N	11/2025		
172418	Chennai Helping Stars	06/26/2024	Active	23	1	0	4.55%	21		5	Y		N	09/2025		
174212	Chennai Marina Octagon	08/22/2024	Active	26	1	1	0.00%	26	16	5	Y		N	08/2025		
172088	Chennai Metro Town	06/27/2024	Active	23	5	0	27.78%	21		5	Y		N	11/2025		
179773	Chennai Power Stars	12/09/2024	Active	30	10	0	50.00%	20		3	Y	2		10/2025		
191087	Chennai Radiance	12/12/2025	Newly Chartered	20	20	0	100.00%	0		0	Y		N			
174203	Chennai Rising Sun	07/26/2024	Active	20	0	1	-4.76%	21	1	3	Y		N	12/2025		
174381	Chennai Royal Kings	07/28/2024	Active	28	11	8	12.00%	22	1	0	Y		N	12/2025		\$3,000.00
191088	Chennai Skypark	12/15/2025	Newly Chartered	21	21	0	100.00%	0		0	Y					
183373	Chennai Super Stars	07/25/2025	Active	28	29	1	100.00%	0	2	0	Y			11/2025		
181684	Chennai Yuva Bharathi	05/22/2025	Active	21	8	7	5.00%	0	1	1	Y	2	R	12/2025	90+ Days	
185987	Thirumylai	07/24/2025	Active	14	20	6	100.00%	0	0	0	Y		N	11/2025		
Clubs more than two years old																
134819	Aberdeen Andaman	05/30/2018	Active	22	3	1	10.00%	0	1	2	Y		R	08/2025		
26407	ANNA NAGAR	04/19/1970	Active	79	1	0	1.28%	89		5	Y		N	11/2025		\$2,000.00
Exc Award (06/30/2022, 06/30/2023, 06/30/2024)																



Club Health Assessment for DISTRICT 3241 C through December 2025

			Status	Membership						Reports				Finance	LCIF	
Club Number	Club Name	Charter Date	Times in Status Quo in Past 2 Years	Current Member Count **	YTD Members Added	YTD Members Dropped	YTD Net Growth% ***	Member Count 1 Year Ago	Dropped Members Avg.Length of Service	Months Since Membership Update	Current Officers Reported ****	Current President Repeated Term	VP Reported *****	Last Date Reported Service (mm/yyyy)	Account Balance	YTD Donations
26430	CENTRAL MADRAS	07/07/1971	Active	56	2	0	3.70%	53		0	Y		R	12/2025		
	Exc Award (06/30/2024)															
105757	CHENNAI GREEN AVENUE	06/10/2009	Active	32	3	0	10.34%	32		5	Y		N	12/2025		
	Exc Award (06/30/2023)															
109991	CHENNAI AAA GOPALAPURAM	01/03/2011	Active(1)	19	1	4	-13.64%	21	4	1	Y		N	10/2025		
76034	CHENNAI AADHAVAN	06/30/2003	Active(1)	14	14	0	100.00%	0		3	Y	2	N	11/2023		
	Exc Award (06/30/2024)															
135725	Chennai Aayush	07/26/2018	Active	31	12	2	47.62%	23	0	2	Y		N	11/2025		\$2,000.00
97618	CHENNAI ANBALAYA	08/10/2006	Active	23	3	0	15.00%	18		3	Y		N	11/2025		
	Exc Award (06/30/2024)															
134928	Chennai Anchor City	06/07/2018	Active	16	1	0	6.67%	15		4	Y		N	07/2025		
139250	Chennai Aram Seiyya Virumbu	07/22/2019	Active	29	12	5	31.82%	21	3	1	Y		N	10/2025		\$1,000.00
	Exc Award (06/30/2023, 06/30/2024)															
126952	Chennai Arcot Road	03/11/2016	Active	50	4	2	4.17%	47	8	0	Y		N	12/2025		\$3,000.00
	Exc Award (06/30/2017, 06/30/2018, 06/30/2019, 06/30/2020, 06/30/2021, 06/30/2022)															
97638	CHENNAI ARKAY NAGAR	08/22/2006	Active	23	3	0	15.00%	24		5	Y		N	12/2025		
66781	CHENNAI AVISHKAR	10/21/2002	Active(1)	5	0	0	0.00%	0		6	Y		N	05/2024		
106501	CHENNAI BEACH CITY	08/31/2009	Active	23	1	0	4.55%	22		4	Y		N	09/2025		
	Exc Award (06/30/2018, 06/30/2022)															
148121	Chennai Begonia	08/30/2021	Active	22	2	1	4.76%	25	13	0	Y		IP	12/2025		
	Exc Award (06/30/2023)															
122981	Chennai Bright Vision	08/21/2014	Active	18	1	0	5.88%	19		5	Y		N	08/2025		
	Exc Award (06/30/2024)															
108210	CHENNAI CELEBRITIES	06/24/2010	Active	25	3	2	4.17%	27	2	0	Y	3	R	12/2025	90+ Days	\$2,000.00
125460	Chennai Centennial	07/23/2015	Active	47	6	0	14.63%	45		3	Y		N	11/2025		\$1,000.00
	Exc Award (06/30/2021)															
126410	Chennai Centennial Friends	01/18/2016	Active	29	5	0	20.83%	31		1	Y		N	09/2025		\$11,004.66
	Exc Award (06/30/2021)															
126441	Chennai Centennial Harmony	01/28/2016	Active	14	0	5	-26.32%	23	10	1	Y	2		11/2025		
	Exc Award (06/30/2022, 06/30/2023)															



Club Health Assessment for DISTRICT 3241 C through December 2025

			Status	Membership						Reports				Finance	LCIF			
Club Number	Club Name	Charter Date	Times in Status Quo in Past 2 Years	Current Member Count **	YTD Members Added	YTD Members Dropped	YTD Net Growth% ***	Member Count 1 Year Ago	Dropped Members Avg.Length of Service	Months Since Membership Update	Current Officers Reported ****	Current President Repeated Term	VP Reported *****	Last Date Reported Service (mm/yyyy)	Account Balance	YTD Donations		
107249	CHENNAI CENTRAL CITY	01/12/2010	Active	22	3	3	0.00%	22	8	1	Y		N	10/2025	90+ Days			
	Exc Award (06/30/2022)																	
146414	Chennai Chola Stars	06/10/2021	Active(2)	8	0	1	-11.11%	7	2	0	Y		N	09/2023				
	Exc Award (06/30/2023)																	
116201	CHENNAI COAST LINE	02/29/2012	Active	25	3	0	13.64%	22		5	Y		N	10/2025				
106159	CHENNAI CORAL	07/29/2009	Active(2)	7	0	1	-12.50%	11	3	1	Y		N	10/2024				
	Exc Award (06/30/2022)																	
155248	Chennai Dawn	07/20/2023	Active	39	19	0	95.00%	20		1	Y			10/2025				
125758	Chennai Delight	09/04/2015	Cancelled(6*)	0	0	0	0.00%	17		4	N	None		01/2025				
154430	Chennai Diamonds	05/31/2023	Active	22	1	0	4.76%	19		5	Y		N	07/2025			90+ Days	
143813	Chennai Dynamics	12/07/2020	Active	26	1	0	4.00%	24		5	Y		N	12/2025				
	Exc Award (06/30/2022)																	
106132	CHENNAI EAST COAST	07/24/2009	Active	45	3	1	4.65%	44	15	0	Y		N	12/2025		\$1,000.00		
	Exc Award (06/30/2021, 06/30/2023)																	
102432	CHENNAI EDEN	06/13/2008	Active(1)	25	0	0	0.00%	33		5	Y		N	09/2025				
	Exc Award (06/30/2022, 06/30/2024)																	
125252	Chennai Eden City	06/26/2015	Active	25	13	11	8.70%	26	14	0	Y		N	08/2025				
125628	Chennai Elite Stars	08/14/2015	Active(1)	1	0	0	0.00%	11		5	N	None		08/2023				
111451	CHENNAI EVERGREEN	06/21/2011	Active	31	3	0	10.71%	29		5	Y		N	12/2025		\$6,004.66		
	Exc Award (06/30/2022)																	
135751	Chennai Frontline	07/26/2018	Active(1)	25	1	0	4.17%	24		5	Y		N	08/2025				
147919	Chennai Fusion	08/26/2021	Active	32	2	1	3.23%	29	15	1	Y		N	11/2025				
	Exc Award (06/30/2023)																	
63878	CHENNAI GKD MILLENNIUM	12/30/2000	Active	25	5	6	-3.85%	28	2	0	Y			12/2025				
	Exc Award (06/30/2022, 06/30/2024)																	
106298	CHENNAI GLOBAL METRO WEST	08/18/2009	Active	44	18	4	46.67%	31	4	0	Y		N	12/2025				
106287	CHENNAI GOLDEN BHARATH	08/18/2009	Active	17	1	4	-15.00%	20	5	0	Y			07/2025				
	Exc Award (06/30/2022)																	
112050	CHENNAI GOLDEN BROTHERS	08/12/2011	Active	33	2	1	3.13%	32	11	3	Y		N	12/2025				
	Exc Award (06/30/2022)																	
63883	CHENNAI GOLDEN CENTURY	01/02/2001	Active	40	1	0	2.56%	41		6	Y		N	12/2025				



Club Health Assessment for DISTRICT 3241 C through December 2025

			Status	Membership					Reports				Finance		LCIF	
Club Number	Club Name	Charter Date	Times in Status Quo in Past 2 Years	Current Member Count **	YTD Members Added	YTD Members Dropped	YTD Net Growth% ***	Member Count 1 Year Ago	Dropped Members Avg.Length of Service	Months Since Membership Update	Current Officers Reported ****	Current President Repeated Term	VP Reported *****	Last Date Reported Service (mm/yyyy)	Account Balance	YTD Donations
Exc Award (06/30/2022, 06/30/2023)																
109148	CHENNAI GOLDEN CHARIOT	09/01/2010	Active	53	20	1	55.88%	41	4	3	Y		N	12/2025	90+ Days	\$1,000.00
Exc Award (06/30/2021, 06/30/2022, 06/30/2024)																
98244	CHENNAI GOLDEN CULTURAL CAPITAL	01/05/2007	Active	20	2	0	11.11%	23		4	Y	2	N	12/2025		\$1,000.00
Exc Award (06/30/2022, 06/30/2024)																
98297	CHENNAI GOLDEN FORT	01/16/2007	Active	57	3	1	3.64%	55	1	4	Y		N	12/2025		\$1,000.00
Exc Award (06/30/2022)																
99970	CHENNAI GOLDEN FRIENDS	07/26/2007	Active	87	1	0	1.16%	89		5	Y		N	10/2025		
Exc Award (06/30/2021, 06/30/2022, 06/30/2023, 06/30/2024)																
106755	CHENNAI GOLDEN GLOBE	11/09/2009	Active	35	1	0	2.94%	32		4	Y		N	11/2025		
Exc Award (06/30/2022)																
142068	Chennai Golden Hands	07/07/2020	Active	35	6	1	16.67%	29	5	0	Y		N	12/2025		\$2,000.00
Exc Award (06/30/2021, 06/30/2022, 06/30/2023)																
109230	CHENNAI GOLDEN HEARTS	09/14/2010	Active	64	12	0	23.08%	48		1	Y			12/2025		\$1,000.00
Exc Award (06/30/2022)																
100060	CHENNAI GOLDEN PARADISE	08/21/2007	Active	20	5	2	17.65%	17	18	5	Y		N	11/2025		
66705	CHENNAI GOLDEN PARK	10/21/2002	Active	31	1	0	3.33%	30		0	Y		R	12/2025		
Exc Award (06/30/2022)																
101118	CHENNAI GOLDEN ROSES	01/29/2008	Active	22	1	1	0.00%	21	7	5	Y		N	12/2025		
Exc Award (06/30/2019, 06/30/2021)																
108568	CHENNAI GOLDEN STARS	06/24/2010	Active	15	0	0	0.00%	19		3	Y		N	07/2025		
106288	CHENNAI GOLDEN SUN	08/18/2009	Active	33	2	0	6.45%	33		3	Y			12/2025		
Exc Award (06/30/2022)																
116944	CHENNAI GOLDEN TOWERS	05/23/2012	Active	19	3	3	0.00%	21	5	0	Y		N	11/2025		
Exc Award (06/30/2022, 06/30/2023)																
154374	Chennai Great Mission	05/31/2023	Active(2)	9	0	0	0.00%	11		7	Y			08/2025		
111699	CHENNAI GREEN CITY	07/28/2011	Active	21	3	0	16.67%	17		0	Y		N	12/2025		
Exc Award (06/30/2022, 06/30/2023, 06/30/2024)																
143654	Chennai Green Fields	11/19/2020	Active(2)	9	2	0	28.57%	9		0	Y		R	09/2024		



Club Health Assessment for DISTRICT 3241 C through December 2025

			Status	Membership						Reports				Finance	LCIF	
Club Number	Club Name	Charter Date	Times in Status Quo in Past 2 Years	Current Member Count **	YTD Members Added	YTD Members Dropped	YTD Net Growth% ***	Member Count 1 Year Ago	Dropped Members Avg.Length of Service	Months Since Membership Update	Current Officers Reported ****	Current President Repeated Term	VP Reported *****	Last Date Reported Service (mm/yyyy)	Account Balance	YTD Donations
130784	Chennai Green Park	06/12/2017	Active	19	1	1	0.00%	19	8	5	Y		N	09/2025		
155249	Chennai Helping Hands	07/20/2023	Active(1)	22	4	1	15.79%	17	3	0	Y		N	12/2025		\$1,000.00
	Exc Award (06/30/2024)															
150859	Chennai Infinity	05/24/2022	Active	26	2	1	4.00%	32	4	0	Y		N	11/2025		\$1,000.00
	Exc Award (06/30/2023)															
132271	Chennai Jasmine	08/01/2017	Active	12	2	2	0.00%	12	7	2	Y		N	10/2025		
	Exc Award (06/30/2019, 06/30/2021, 06/30/2022)															
153704	Chennai Kalam	02/27/2023	Active	20	5	0	33.33%	15		5	Y	2	N	10/2025		
	Exc Award (06/30/2023)															
125529	Chennai Kongunadu	07/29/2015	Active	59	7	0	13.46%	58		4	Y		N	11/2025		
	Exc Award (06/30/2022, 06/30/2023, 06/30/2024)															
136076	Chennai Konnur Friends	08/08/2018	Cancelled(6*)	0	0	0	0.00%	4		6	N	None		07/2023		
129472	Chennai KVG	12/15/2016	Active	28	7	0	33.33%	21		0	Y		N	12/2025		\$1,000.00
	Exc Award (06/30/2018, 06/30/2022, 06/30/2023)															
117421	CHENNAI M P MANIVANNAN	07/13/2012	Active	16	4	13	-36.00%	23	5	1	Y			09/2025		
	Exc Award (06/30/2022)															
147512	Chennai Maanagaram	07/08/2021	Active(1)	41	1	0	2.50%	20		3	Y		R	10/2025		
135617	Chennai Marina Friends	07/26/2018	Cancelled(6*)	0	0	0	0.00%	11		1	N	None		08/2024		
	Exc Award (06/30/2019, 06/30/2022)															
124537	Chennai Marina Garden	04/03/2015	Active(1)	21	0	0	0.00%	21		6	Y		R	10/2021		
109039	CHENNAI MARINA LIGHT HOUSE	08/06/2010	Active	42	7	1	16.67%	35	1	0	Y		R	12/2025		\$2,000.00
	Exc Award (06/30/2022, 06/30/2023, 06/30/2024)															
66562	CHENNAI MEENAKSHI	08/14/2002	Active	56	0	0	0.00%	58		6	Y	2	N	08/2025		
117424	CHENNAI METRO FRIENDS	07/18/2012	Active	37	1	0	2.78%	34		5	Y		N	12/2025		
129843	Chennai Metro Kingdom	01/19/2017	Active	13	0	0	0.00%	13		18	Y			07/2025		
122411	Chennai Metro Shining Stars	06/18/2014	Active	9	1	1	0.00%	10	5	0	N		N	07/2025		
	Exc Award (06/30/2023)															
131348	Chennai Metropolis	06/20/2017	Active(1)	11	1	1	0.00%	14	2	4	Y		N	07/2025		\$1,000.00
	Exc Award (06/30/2018, 06/30/2021, 06/30/2022, 06/30/2023)															



Club Health Assessment for DISTRICT 3241 C through December 2025

			Status	Membership						Reports				Finance	LCIF	
Club Number	Club Name	Charter Date	Times in Status Quo in Past 2 Years	Current Member Count **	YTD Members Added	YTD Members Dropped	YTD Net Growth% ***	Member Count 1 Year Ago	Dropped Members Avg.Length of Service	Months Since Membership Update	Current Officers Reported ****	Current President Repeated Term	VP Reported *****	Last Date Reported Service (mm/yyyy)	Account Balance	YTD Donations
97432	CHENNAI MID TOWN	06/29/2006	Active	9	1	1	0.00%	9	3	2	Y		R	12/2025		
	Exc Award (06/30/2023)															
134784	Chennai Millennium Friends	05/18/2018	Active	39	3	0	8.33%	40		3	Y			12/2025		\$2,000.00
	Exc Award (06/30/2022, 06/30/2023)															
120193	Chennai Motherland	08/21/2013	Active	17	0	0	0.00%	21		6	Y		N	10/2025		
144902	Chennai Motherland Friends	01/18/2021	Active	28	0	2	-6.67%	30	10	2	Y		N	07/2025		
	Exc Award (06/30/2022)															
132742	Chennai Mylai Kabali	09/26/2017	Active	6	1	0	20.00%	5		5	Y	3	R	12/2025		
134822	Chennai Mylai Pearls	06/01/2018	Active	30	5	6	-3.23%	27	3	0	Y		N	12/2025		\$2,000.00
	Exc Award (06/30/2022, 06/30/2023)															
108697	CHENNAI NATURALS	10/06/2010	Active	21	2	0	10.53%	18		0	Y		R	11/2025		\$1,000.00
	Exc Award (06/30/2022)															
115299	CHENNAI NESAM CITY	10/14/2011	Active	7	1	0	16.67%	6		2	Y		N	09/2021		
108597	CHENNAI NEW PRESIDENCY	06/24/2010	Active	30	1	1	0.00%	30	29	0	Y		N	08/2025		\$1,000.00
150977	Chennai New University	06/23/2022	Cancelled(8*)	0	0	21	-100.00%	22	2	0	N	None		07/2025	90+ Days	
151373	Chennai Noble Knights	06/27/2022	Active	17	7	0	70.00%	14		3	Y		N	10/2025	90+ Days	
	Exc Award (06/30/2023)															
131015	CHENNAI PALLAVARAM	06/06/2017	Active	10	0	0	0.00%	12		7	Y	2	N	09/2025		
68537	CHENNAI PANAGAL PARK	04/15/2003	Active	14	1	0	7.69%	13		5	Y	2	R	08/2025		
120089	Chennai Pattinam	08/01/2013	Active	56	1	0	1.82%	50		5	Y		N	12/2025		
	Exc Award (06/30/2021, 06/30/2022)															
97353	CHENNAI PERIAMET	06/20/2006	Active	22	6	0	37.50%	16		1	Y		N	10/2025		
123805	Chennai Phoenix	12/17/2014	Active	48	12	1	29.73%	37	0	0	Y		N	12/2025		\$4,000.00
	Exc Award (06/30/2023, 06/30/2024)															
142088	Chennai Power House	07/07/2020	Active	26	6	0	30.00%	20		3	Y		R	09/2025		
	Exc Award (06/30/2023)															
150449	Chennai Rainbow	04/11/2022	Active	15	3	0	25.00%	11		4	Y		N	11/2025		
141534	Chennai Reinforce	05/29/2020	Active(2)	16	0	0	0.00%	18		6	Y			10/2024		
106189	CHENNAI ROYAL ASHOK NAGAR	08/04/2009	Active	13	1	2	-7.14%	21	8	0	Y			10/2025		
125253	Chennai Royal Challengers	06/22/2015	Active(1)	31	5	0	19.23%	21		5	Y		N	12/2025		\$2,000.00
	Exc Award (06/30/2022)															



Club Health Assessment for DISTRICT 3241 C through December 2025

			Status	Membership						Reports				Finance	LCIF		
Club Number	Club Name	Charter Date	Times in Status Quo in Past 2 Years	Current Member Count **	YTD Members Added	YTD Members Dropped	YTD Net Growth% ***	Member Count 1 Year Ago	Dropped Members Avg.Length of Service	Months Since Membership Update	Current Officers Reported ****	Current President Repeated Term	VP Reported *****	Last Date Reported Service (mm/yyyy)	Account Balance	YTD Donations	
112055	CHENNAI ROYAL ELITE	08/16/2011	Active	18	2	2	0.00%	17	8	0	Y		R	10/2025		\$50.00	
	Exc Award (06/30/2021)																
64637	CHENNAI ROYAL EXCELLENCE	08/16/2001	Active(1)	53	1	16	-22.06%	68	3	5	Y	4		08/2025			
	Exc Award (06/30/2023)																
117425	CHENNAI SANGAMAM	07/18/2012	Active	56	6	0	12.00%	54		5	Y		N	11/2025		\$1,000.00	
	Exc Award (06/30/2021, 06/30/2023, 06/30/2024)																
150846	Chennai Scholars	06/23/2022	Cancelled(8*)	0	0	18	-100.00%	22	4	0	N	None		11/2023		90+ Days	
	Exc Award (06/30/2023)																
130517	Chennai Sengathir	03/27/2017	Active(1)	9	0	0	0.00%	9		5	N	None		12/2021			
154020	Chennai Seven Seas VIP	05/05/2023	Active	24	2	4	-7.69%	25	4	0	Y		N	12/2025			
65190	CHENNAI SILVER PEARLS	04/15/2002	Active	28	1	0	3.70%	31		5	Y		IP	12/2025			\$2,000.00
	Exc Award (06/30/2022, 06/30/2023, 06/30/2024)																
63905	CHENNAI SKYLINE	01/08/2001	Active	95	16	0	20.25%	93		3	Y		N	12/2025		\$13,000.00	
	Exc Award (06/30/2022, 06/30/2023, 06/30/2024)																
138831	Chennai South Stars	07/18/2019	Active	20	1	0	5.26%	25		5	Y		N	12/2025			
	Exc Award (06/30/2021, 06/30/2022)																
131685	Chennai Sukras	07/03/2017	Active	16	0	0	0.00%	16		19	Y			07/2025			
119643	Chennai Sunrisers	06/14/2013	Active	30	0	1	-3.23%	37	9	4	Y		N	10/2025			
128238	Chennai Sunshine	07/21/2016	Active	29	1	0	3.57%	26		4	Y		N	12/2025			\$1,000.00
106399	CHENNAI SUPER KINGS	08/26/2009	Active	30	1	1	0.00%	31	6	5	Y		N	11/2025			
	Exc Award (06/30/2022, 06/30/2023)																
115176	CHENNAI SUPREME	09/29/2011	Active	20	1	0	5.26%	17		5	Y		N	11/2025			
	Exc Award (06/30/2022)																
135791	Chennai Supreme Stars	07/29/2018	Cancelled(8*)	0	0	26	-100.00%	30	6	0	N	None		12/2021		90+ Days	
143881	Chennai Symphony	12/29/2020	Active(1)	24	2	0	9.09%	0		5	N		R	10/2025			
	Exc Award (06/30/2023)																
154319	Chennai Tamil Sangam	05/12/2023	Active(1)	28	1	0	3.70%	27		5	Y		N	07/2025			
	Exc Award (06/30/2024)																
119645	Chennai Thayagam	06/14/2013	Active	11	1	0	10.00%	12		3	Y		N	08/2025			
139409	Chennai Thirumangalam	08/08/2019	Active(1)	17	1	0	6.25%	15		5	Y		N	10/2025			




Club Health Assessment for DISTRICT 3241 C through December 2025

			Status	Membership						Reports				Finance	LCIF	
Club Number	Club Name	Charter Date	Times in Status Quo in Past 2 Years	Current Member Count **	YTD Members Added	YTD Members Dropped	YTD Net Growth% ***	Member Count 1 Year Ago	Dropped Members Avg.Length of Service	Months Since Membership Update	Current Officers Reported ****	Current President Repeated Term	VP Reported *****	Last Date Reported Service (mm/yyyy)	Account Balance	YTD Donations
109052	CHENNAI TULIPS	08/11/2010	Active(1)	14	1	3	-12.50%	16	3	3	Y		N	07/2025		
146152	Chennai Unicorns	05/21/2021	Active(1)	29	1	0	3.57%	26		5	Y		N	12/2025		
	Exc Award (06/30/2022)															
64675	CHENNAI VIDYODAYA	09/11/2001	Active	22	1	0	4.76%	28		5	Y		R	11/2025		
	Exc Award (06/30/2018, 06/30/2022)															
120134	Chennai White City	08/12/2013	Active	20	0	2	-9.09%	23	6	1	Y			11/2025		
117422	CHENNAI WISDOM	07/18/2012	Active	22	1	4	-12.00%	22	5	2	Y		N	07/2025		
	Exc Award (06/30/2023)															
35656	MADRAS ABHIRAMAPURAM	05/08/1978	Active	18	2	0	12.50%	16		4	Y		R	08/2025		
	Exc Award (06/30/2023)															
51003	MADRAS ALWARPET	10/15/1990	Active	28	0	0	0.00%	28		6	Y		IP	07/2025		
32476	MADRAS BESANT NAGAR	06/23/1976	Active(1)	28	6	1	21.74%	21	6	5	Y		R	10/2025		
35875	MADRAS CATHEDRAL	06/28/1978	Active	42	4	1	7.69%	43	7	2	Y		N	12/2025		
	Exc Award (06/30/2021, 06/30/2022)															
50812	MADRAS CHEPAUK	06/28/1990	Active(1)	60	7	0	13.21%	51		5	Y		N	08/2025		\$1,000.00
	Exc Award (06/30/2023)															
53638	MADRAS COROMANDEL COAST	08/28/1992	Active(1)	28	1	2	-3.45%	29	12	0	Y		N	05/2023		
	Exc Award (06/30/2022, 06/30/2023)															
26426	MADRAS EAST	03/29/1968	Active	42	2	0	5.00%	41		5	Y		N	11/2025		
	Exc Award (06/30/2023)															
36272	MADRAS EGMORE	11/10/1978	Active	58	9	1	16.00%	50	47	0	Y		N	12/2025		\$2,000.00
	Exc Award (06/30/2022)															
36417	MADRAS ELLIOTS BEACH	12/18/1978	Active	10	0	0	0.00%	11		6	Y	2	N	10/2025		
	Exc Award (06/30/2022)															
41253	MADRAS FORT ST GEORGE	04/30/1982	Active	50	7	3	8.70%	44	14	0	Y		N	12/2025		\$6,000.00
	Exc Award (06/30/2019, 06/30/2021, 06/30/2022, 06/30/2023, 06/30/2024)															
57168	MADRAS GOLDEN CITY	06/30/1995	Active	76	2	1	1.33%	76	4	4	Y		R	12/2025		
	Exc Award (06/30/2019)															
60164	MADRAS GOLDEN JUBILEE	12/01/1997	Active	37	10	0	37.04%	26		5	Y		N	10/2025		
	Exc Award (06/30/2022)															
42124	MADRAS GREATER	12/13/1982	Active	19	1	0	5.56%	20		5	Y		N	10/2025		
	Exc Award (06/30/2023)															



Club Health Assessment for DISTRICT 3241 C through December 2025

			Status	Membership						Reports				Finance	LCIF	
Club Number	Club Name	Charter Date	Times in Status Quo in Past 2 Years	Current Member Count **	YTD Members Added	YTD Members Dropped	YTD Net Growth% ***	Member Count 1 Year Ago	Dropped Members Avg.Length of Service	Months Since Membership Update	Current Officers Reported ****	Current President Repeated Term	VP Reported *****	Last Date Reported Service (mm/yyyy)	Account Balance	YTD Donations
55236	MADRAS GREENWAYS	01/17/1994	Active	11	1	14	-54.17%	19	7	0	Y			09/2025		
	Exc Award (06/30/2024)															
61958	MADRAS HARMONY	05/14/1999	Active	44	4	0	10.00%	43		3	Y			10/2025		
	Exc Award (06/30/2024)															
26425	MADRAS HOST	09/21/1957	Active	26	0	0	0.00%	26		21	Y	2		08/2025		
58768	MADRAS KRS	10/11/1996	Active(1)	21	2	4	-8.70%	23	9	0	Y		N	11/2025		\$1,000.00
	Exc Award (06/30/2023)															
49718	MADRAS LUZ	06/27/1989	Active	30	4	0	15.38%	26		0	Y		N	12/2025		\$2,043.30
	Exc Award (06/30/2018, 06/30/2022)															
34572	MADRAS MARINA BEACH	10/10/1977	Active	29	2	0	7.41%	25		4	Y		N	10/2025		
	Exc Award (06/30/2023)															
39379	MADRAS MELVIN JONES	01/26/1981	Active	16	1	1	0.00%	17	3	0	Y		N	12/2025		
	Exc Award (06/30/2023)															
35260	MADRAS METRO CENTRAL	03/03/1978	Active	40	9	1	25.00%	39	1	1	Y		N	09/2025		
44133	MADRAS MYLAPORE	06/14/1984	Active	28	4	0	16.67%	22		0	Y		R	12/2025		\$1,000.00
	Exc Award (06/30/2022, 06/30/2023)															
40287	MADRAS NUNGAMBAKKAM	07/06/1981	Active(1)	22	5	3	10.00%	22	3	3	Y		N	12/2025	90+ Days	
	Exc Award (06/30/2023)															
37499	MADRAS PARK TOWN	08/29/1979	Active	59	10	0	20.41%	65		2	Y		N	12/2025	90+ Days	\$5,000.00
	Exc Award (06/30/2021, 06/30/2022, 06/30/2024)															
50813	MADRAS PASUMPON	06/27/1990	Active	28	4	1	12.00%	22	9	3	Y		N	08/2025		
	Exc Award (06/30/2022)															
61012	MADRAS PONMANAM	06/30/1998	Active	74	9	17	-9.76%	79	7	0	Y		N	12/2025		\$1,000.00
	Exc Award (06/30/2022, 06/30/2024, 06/30/2025)															
33119	MADRAS PORUR	12/08/1976	Active	31	0	2	-6.06%	32	3	0	Y		R	09/2025		\$1,000.00
	Exc Award (06/30/2022, 06/30/2023)															
44134	MADRAS PRESIDENCY	06/20/1984	Active	28	2	0	7.69%	26		0	Y			12/2025		
	Exc Award (06/30/2021, 06/30/2022, 06/30/2023)															
40067	MADRAS PURASAWALKAM	06/23/1981	Active	21	0	1	-4.55%	23	21	0	Y	2		05/2025	90+ Days	
38104	MADRAS RAJA ANNAMALAIPURAM	02/20/1980	Status Quo(1)	12	2	0	20.00%	10		1	Y		R	01/2024	90+ Days	
	Exc Award (06/30/2023)															



Club Health Assessment for DISTRICT 3241 C through December 2025

						Status			Membership					Reports				Finance		LCIF
Club Number	Club Name	Charter Date	Times in Status Quo in Past 2 Years			Current Member Count **	YTD Members Added	YTD Members Dropped	YTD Net Growth ***	Member Count 1 Year Ago	Dropped Members Avg.Length of Service	Months Since Membership Update	Current Officers Reported ****	Current President Repeated Term	VP Reported *****	Last Date Reported Service (mm/yyyy)	Account Balance	YTD Donations		
49423	MADRAS SAIDAPET	04/13/1989	Active			14	1	0	7.69%	16		5	Y	2	N	09/2025				
Exc Award (06/30/2018, 06/30/2022)																				
60165	MADRAS SINGARA CHENNAI	12/02/1997	Active			21	1	0	5.00%	26		5	Y		R	12/2025				
Exc Award (06/30/2022)																				
58400	MADRAS SOUTH CITY	06/12/1996	Active			24	2	0	9.09%	20		5	Y		N	12/2025				
Exc Award (06/30/2021, 06/30/2022)																				
26429	MADRAS SOUTH MADRAS	08/24/1959	Active			39	0	2	-4.88%	42	33	2	Y		N	10/2025				
53573	MADRAS STERLING AVENUE	08/03/1992	Active			35	5	1	12.90%	31	39	0	Y		N	12/2025		\$4,001.87		
Exc Award (06/30/2022, 06/30/2023, 06/30/2024)																				
46454	MADRAS T NAGAR	06/26/1986	Active			52	6	3	6.12%	49	8	1	Y		R	12/2025		\$2,010.01		
Exc Award (06/30/2021, 06/30/2024)																				
44268	MADRAS TEYNAMPET	09/24/1984	Active			27	7	0	35.00%	24		1	Y		R	11/2025				
Exc Award (06/30/2022)																				
54313	MADRAS UNITED CITY	04/05/1993	Active(1)			18	2	5	-14.29%	22	11	4	Y			12/2025		\$1,000.00		
Exc Award (06/30/2022)																				
43429	MADRAS VELLACHERY	01/09/1984	Active			167	18	8	6.37%	175	9	0	Y		N	12/2025		\$5,000.00		
Exc Award (06/30/2022, 06/30/2023, 06/30/2024)																				
31613	MADRAS WEST	01/20/1976	Active			41	13	0	46.43%	29		4	Y		N	12/2025				
26441	PERAMBUR	12/14/1963	Active			32	2	5	-8.57%	37	2	0	Y		N	07/2025				
Exc Award (06/30/2022, 06/30/2024)																				
100497	PORT BLAIR	11/02/2007	Active(1)			66	18	5	24.53%	54	9	0	Y		N	08/2025				
Exc Award (06/30/2024)																				
26453	THIRUVANMIYUR	02/03/1970	Active			28	5	0	21.74%	27		5	Y		N	09/2025		\$18,000.00		
Exc Award (06/30/2021, 06/30/2024)																				
Current Total Clubs Count	YTD New Clubs Count	YTD Cancelled Clubs Count	YTD Net Club Gain	Current Total Members Count	YTD Add	YTD Drop	YTD Net Growth	YTD Net Growth %	Member Count 12 Months Ago	Average Member Count Per Club	% of Clubs with less than 20 members	% No Officer Report in 12 Months	% of Clubs with balance 90+ days	Number of Clubs in Status Quo	% Status Quo Clubs in Financial Suspension	Number of Cancelled Clubs	Average Cancelled Club Age	Members Lost Due to Cancellation	% of Clubs Cancelled for Non-Financial Reasons	
177	8	6	2	5,167	781	308	473	10.08%	4,792	29	25%	0%	7%	2	100%	6	6	65	50%	



Club Health Assessment for DISTRICT 3241 C through December 2025

INTERNATIONAL

Club Number	Club Name	Charter Date	Status	Membership					Reports					Finance	LCIF
			Times in Status Quo in Past 2 Years	Current Member Count **	YTD Members Added	YTD Members Dropped	YTD Net Growth% ***	Member Count 1 Year Ago	Dropped Members Avg.Length of Service	Months Since Membership Update	Current Officers Reported ****	Current President Repeated Term	VP Reported *****	Last Date Reported Service (mm/yyyy)	Account Balance

* - P - Priority Club. Cancellation Reasons: 1-Objectives/conduct, 2-Non-active club, 5-Non-existing club, 6-Disbanding, 7-Merger, 8-Financial Suspension, 9-District/Multiple District Dues.

** Red denotes below 15 active members.

*** Red denotes 20% + loss.

**** Y - all 3 (President, Secretary, Treasurer) club officers reported, N - not all 3 reported.

***** Abbreviation: N-New, IP-Immediate Past, R-Repeat.



Club Health Assessment for DISTRICT 3241 D through December 2025

			Status	Membership						Reports				Finance	LCIF	
Club Number	Club Name	Charter Date	Times in Status Quo in Past 2 Years	Current Member Count **	YTD Members Added	YTD Members Dropped	YTD Net Growth% ***	Member Count 1 Year Ago	Dropped Members Avg.Length of Service	Months Since Membership Update	Current Officers Reported ****	Current President Repeated Term	VP Reported *****	Last Date Reported Service (mm/yyyy)	Account Balance	YTD Donations
Clubs less than two years old																
186663	Coimbatore Aura	07/25/2025	Active	20	20	0	100.00%	0		1	Y			12/2025		
180751	Coimbatore Chandra Foundation	03/21/2025	Active(1)	20	0	0	0.00%	0		1	Y			12/2025		
176506	Coimbatore Cheran Kings	07/26/2024	Cancelled(8*)	0	0	19	-100.00%	20	2	3	N	None		09/2025	90+ Days	
177948	Coimbatore Crystal	08/27/2024	Active	17	0	0	0.00%	20		5	Y			10/2024		
190222	Coimbatore Manchester	09/22/2025	Active	20	20	0	100.00%	0		3	Y			12/2025	90+ Days	
176447	Coimbatore Manickam	07/28/2024	Active(2)	9	15	9	200.00%	20	11	0	Y					
178717	Coimbatore Muthu	09/24/2024	Active	7	4	0	133.33%	20		5	Y			12/2025	90+ Days	
190535	Coimbatore Ooty Muttinad	11/24/2025	Newly Chartered	20	20	0	100.00%	0		1	Y			12/2025		
171719	Coimbatore R S Puram East	06/03/2024	Active	20	8	0	66.67%	20		2	Y		N	12/2025		
Clubs more than two years old																
45545	ANNUR TOWN Exc Award (06/30/2017, 06/30/2018, 06/30/2022)	11/11/1985	Active	82	0	0	0.00%	72		6	Y	2		12/2025		\$1,477.64
103785	COIMBATORE KONGU Exc Award (06/30/2016, 06/30/2017, 06/30/2018, 06/30/2019, 06/30/2022)	10/10/2008	Active	31	1	0	3.33%	31		2	Y		N	10/2025		\$20.00
117528	COIMBATORE ACHIEVERS Exc Award (06/30/2017, 06/30/2023)	08/07/2012	Active(1)	17	2	0	13.33%	21		5	Y			12/2025		\$1,000.93
44327	COIMBATORE AIRPORT Exc Award (06/30/2017, 06/30/2018, 06/30/2023)	10/29/1984	Active	31	2	14	-27.91%	43	11	0	Y		R	12/2025		\$450.50
142012	Coimbatore Akilam	07/06/2020	Active(1)	11	0	2	-15.38%	16	7	0	Y	3		12/2025	90+ Days	
142880	Coimbatore Anaikatti	12/15/2020	Active	17	0	0	0.00%	17		4	Y	3		12/2025	90+ Days	
101885	COIMBATORE ANNA NAGAR Exc Award (06/30/2023)	05/14/2008	Active	50	4	3	2.04%	49	6	0	Y		N	12/2025		\$1,000.93
135971	Coimbatore Aristo Exc Award (06/30/2022, 06/30/2023)	08/03/2018	Active(1)	57	1	0	1.79%	55		5	Y		N	12/2025		
153334	Coimbatore Avarampalayam	02/02/2023	Active(2)	10	9	2	233.33%	3	3	0	Y			12/2025	90+ Days	
117838	COIMBATORE BLESSING	09/17/2012	Active(1)	18	0	0	0.00%	20		5	Y		N	12/2025		



Club Health Assessment for DISTRICT 3241 D through December 2025

			Status	Membership						Reports				Finance	LCIF	
Club Number	Club Name	Charter Date	Times in Status Quo in Past 2 Years	Current Member Count **	YTD Members Added	YTD Members Dropped	YTD Net Growth% ***	Member Count 1 Year Ago	Dropped Members Avg.Length of Service	Months Since Membership Update	Current Officers Reported ****	Current President Repeated Term	VP Reported *****	Last Date Reported Service (mm/yyyy)	Account Balance	YTD Donations
Exc Award (06/30/2017)																
57393	COIMBATORE ELITE	10/02/1995	Active(1)	27	0	0	0.00%	27		16	Y			12/2025		
Exc Award (06/30/2017, 06/30/2018)																
156221	Coimbatore Ganapathy Supreme	09/30/2023	Cancelled(8*)	0	0	5	-100.00%	0	2	4	N	None			90+ Days	
44910	COIMBATORE GANDHIPURAM	04/04/1985	Active(2)	4	0	0	0.00%	4		1	Y			12/2025		
152299	Coimbatore Gem	08/31/2022	Active	20	3	0	17.65%	17		0	Y			12/2025	90+ Days	
100132	COIMBATORE GLOBAL	08/30/2007	Status Quo(1)	12	5	8	-20.00%	15	10	0	Y			12/2025	90+ Days	
126433	Coimbatore Gold	01/18/2016	Active	7	2	0	40.00%	5		5	Y		N	12/2025		
Exc Award (06/30/2017)																
137986	Coimbatore Grand	04/17/2019	Active	31	4	2	6.90%	30	5	2	Y		N	12/2025		\$576.64
Exc Award (06/30/2023)																
156232	Coimbatore Helping Soldiers	09/30/2023	Active(1)	7	2	0	40.00%	10		5	Y		N	12/2025	90+ Days	
138676	Coimbatore Idhayam	06/20/2019	Active(2)	15	0	0	0.00%	14		7	Y		N	12/2025		
52351	COIMBATORE IND CITY	12/26/1991	Active(1)	12	0	0	0.00%	0		7	Y			12/2025		
Exc Award (06/30/2017, 06/30/2019)																
155660	Coimbatore Information Technology	09/28/2023	Active(2)	20	0	0	0.00%	20		23	Y	3		12/2025		
129663	Coimbatore Jupiter	12/19/2016	Active	35	4	0	12.90%	40		5	Y	5	N	12/2025	90+ Days	
Exc Award (06/30/2017)																
153662	Coimbatore Kallapalayam	03/21/2023	Active	21	5	0	31.25%	16		1	Y			11/2025		
153663	Coimbatore Keeranatham Ignite	03/21/2023	Active(1)	13	3	0	30.00%	20		0	Y			12/2025		
152302	Coimbatore Machegoundan Palayam	09/01/2022	Active(2)	38	0	0	0.00%	38		21	Y			12/2025		
57903	COIMBATORE MELVIN JONES	02/20/1996	Active(2)	15	1	1	0.00%	16	7	0	Y			12/2025		
Exc Award (06/30/2017)																
135926	Coimbatore Metropolitan	08/07/2018	Active	23	2	0	9.52%	18		5	Y		N	12/2025		
Exc Award (06/30/2023)																
87793	COIMBATORE NEW CENTRAL	04/14/2005	Active	5	1	1	0.00%	15	46	0	Y	4		12/2025	90+ Days	
Exc Award (06/30/2017)																
151043	Coimbatore NFB	06/21/2022	Active(1)	16	0	0	0.00%	16		5	Y	5		12/2025		
138163	Coimbatore Nightingale	06/03/2019	Active(1)	7	2	2	0.00%	10	4	0	Y			12/2025		



Club Health Assessment for DISTRICT 3241 D through December 2025

			Status	Membership					Reports					Finance	LCIF	
Club Number	Club Name	Charter Date	Times in Status Quo in Past 2 Years	Current Member Count **	YTD Members Added	YTD Members Dropped	YTD Net Growth% ***	Member Count 1 Year Ago	Dropped Members Avg.Length of Service	Months Since Membership Update	Current Officers Reported ****	Current President Repeated Term	VP Reported *****	Last Date Reported Service (mm/yyyy)	Account Balance	YTD Donations
43125	COIMBATORE NORTH	10/21/1983	Active(2)	22	7	0	46.67%	15		0	Y	2		12/2025		
	Exc Award (06/30/2017)															
156242	Coimbatore Pattampoochigal	09/28/2023	Active(1)	15	0	0	0.00%	20		1	Y			12/2025		
153664	Coimbatore Peelamedu Riders	03/10/2023	Active(1)	10	0	0	0.00%	20		3	Y			12/2025	90+ Days	
48138	COIMBATORE PERIYANAICKENPALAYM	02/03/1988	Active	21	1	1	0.00%	21	3	3	Y	8		12/2025		
	Exc Award (06/30/2017, 06/30/2023)															
129503	Coimbatore Presidency	11/30/2016	Active(1)	10	7	1	150.00%	3	27	0	Y	4		12/2025		
	Exc Award (06/30/2017, 06/30/2018, 06/30/2019)															
63642	COIMBATORE PRESTIGE	10/23/2000	Status Quo(1)	17	5	0	41.67%	12		5	Y		N	08/2023	90+ Days	
	Exc Award (06/30/2017)															
153660	Coimbatore Rabwin	03/21/2023	Cancelled(8*)	0	0	20	-100.00%	0	3	3	N	None		08/2023	90+ Days	
51158	COIMBATORE RACE COURSE	12/28/1990	Active	22	5	2	15.79%	19	19	0	N			12/2025		
	Exc Award (06/30/2017, 06/30/2022)															
121242	Coimbatore Rainbow	01/28/2014	Active(1)	6	3	0	100.00%	3		0	Y	3		12/2025	90+ Days	
139115	Coimbatore Rathinam	07/22/2019	Active(2)	175	0	0	0.00%	175		11	Y			12/2025		
	Exc Award (06/30/2022)															
148527	Coimbatore Saaral	10/04/2021	Active	10	4	0	66.67%	7		0	Y	5	N	12/2025		
	Exc Award (06/30/2022)															
53945	COIMBATORE SAIBABA COLONY	12/29/1992	Active	24	1	4	-11.11%	32	9	0	Y			12/2025		
	Exc Award (06/30/2019)															
60331	COIMBATORE SANGAMAM	01/29/1998	Active	65	12	2	18.18%	74	5	1	Y		N	12/2025		\$2,100.15
	Exc Award (06/30/2017, 06/30/2019, 06/30/2022, 06/30/2023)															
150559	Coimbatore Sangamithra	04/27/2022	Status Quo(2)	8	2	5	-27.27%	15	3	2	Y	2		10/2025	90+ Days	
152491	Coimbatore Saravanampatty IT Park	09/01/2022	Active(2)	17	0	0	0.00%	17		4	Y			12/2025		
135941	Coimbatore Semmozhi	07/26/2018	Active(2)	5	0	0	0.00%	5		23	N	None		12/2025	90+ Days	
44331	COIMBATORE SIDHAPUDUR	10/22/1984	Active	17	1	2	-5.56%	18	3	0	Y	2	R	12/2025		
147465	Coimbatore Siruvani	07/16/2021	Active	29	1	1	0.00%	31	3	3	Y			12/2025		
	Exc Award (06/30/2022, 06/30/2023)															
127117	Coimbatore Smart City	04/04/2016	Active(1)	23	1	0	4.55%	20		3	Y	3		12/2025		\$1.16



Club Health Assessment for DISTRICT 3241 D through December 2025

			Status			Membership					Reports				Finance		LCIF		
Club Number	Club Name	Charter Date	Times in Status Quo in Past 2 Years	Current Member Count **	YTD Members Added	YTD Members Dropped	YTD Net Growth% ***	Member Count 1 Year Ago	Dropped Members Avg.Length of Service	Months Since Membership Update	Current Officers Reported ****	Current President Repeated Term	VP Reported *****	Last Date Reported Service (mm/yyyy)	Account Balance	YTD Donations			
Exc Award (06/30/2017, 06/30/2019, 06/30/2022)			Active(1)	22	2	0	10.00%	26		4	Y			11/2025	90+ Days	\$360.40			
100411	COIMBATORE STAR VISION	10/23/2007																	
Exc Award (06/30/2017, 06/30/2023)																			
148554	Coimbatore Sunrisers	10/07/2021	Status Quo(3)	13	9	0	225.00%	3		5	N			12/2025					
36775	COIMBATORE TEX-CITY	03/12/1979	Active	7	0	2	-22.22%	12	6	3	Y	2		12/2025					
Exc Award (06/30/2017)			Active(2)	10	7	0	233.33%	0		0	Y			12/2025	90+ Days				
135167	Coimbatore Titanium	06/20/2018																	
153661	Coimbatore Uppilpalayam	03/10/2023																	
152297	Coimbatore Varadharajapuram	02/02/2023	Active(2)	10	5	0	100.00%	5		0	Y			12/2025					
102838	COIMBATORE VICTORY	06/26/2008	Active	17	2	0	13.33%	25		5	Y	3		12/2025	90+ Days				
Exc Award (06/30/2017, 06/30/2018)			Active	35	6	3	9.38%	22	11	0	Y			12/2025		\$3,002.79			
49015	COIMBATORE WEST	11/04/1988																	
Exc Award (06/30/2019)																			
45546	KARAMADAI	11/01/1985	Active	21	1	0	5.00%	24		5	Y		N	12/2025					
Exc Award (06/30/2017)			Active	40	2	0	5.26%	35		5	Y			12/2025					
26491	METTUPALAYAM	04/30/1970																	
55044	SIRUMUGAI	11/11/1993																	
Exc Award (06/30/2017)			Active	26	1	0	4.00%	22		0	Y			12/2025	90+ Days				
41091	SOMANUR	03/30/1982																	
Exc Award (06/30/2017, 06/30/2018, 06/30/2019, 06/30/2022)																			
98246	THUDIYALUR	01/05/2007	Active	43	6	1	13.16%	41	2	2	Y			12/2025					
Exc Award (06/30/2017)																			
Current Total Clubs Count	YTD New Clubs Count	YTD Cancelled Clubs Count	YTD Net Club Gain	Current Total Members Count	YTD Add	YTD Drop	YTD Net Growth	YTD Net Growth %	Member Count 12 Months Ago	Average Member Count Per Club	% of Clubs with less than 20 members	% No Officer Report in 12 Months	% of Clubs with balance 90+ days	Number of Clubs in Status Quo	% Status Quo Clubs in Financial Suspension	Number of Cancelled Clubs	Average Cancelled Club Age	Members Lost Due to Cancellation	% of Clubs Cancelled for Non-Financial Reasons
68	3	3	0	1,559	237	112	125	8.72%	1,509	23	51%	1%	28%	4	100%	3	2	44	0%



Club Health Assessment for DISTRICT 3241 D through December 2025

			Status		Membership				Reports				Finance	LCIF		
Club Number	Club Name	Charter Date	Times in Status Quo in Past 2 Years	Current Member Count **	YTD Members Added	YTD Members Dropped	YTD Net Growth% ***	Member Count 1 Year Ago	Dropped Members Avg.Length of Service	Months Since Membership Update	Current Officers Reported ****	Current President Repeated Term	VP Reported *****	Last Date Reported Service (mm/yyyy)	Account Balance	YTD Donations

* - P - Priority Club. Cancellation Reasons: 1-Objectives/conduct, 2-Non-active club, 5-Non-existing club, 6-Disbanding, 7-Merger, 8-Financial Suspension, 9-District/Multiple District Dues.

** Red denotes below 15 active members.

*** Red denotes 20% + loss.

**** Y - all 3 (President, Secretary, Treasurer) club officers reported, N - not all 3 reported.

***** Abbreviation: N-New, IP-Immediate Past, R-Repeat.



Club Health Assessment for DISTRICT 3241 E through December 2025

			Status		Membership					Reports				Finance		LCIF
Club Number	Club Name	Charter Date	Times in Status Quo in Past 2 Years	Current Member Count **	YTD Members Added	YTD Members Dropped	YTD Net Growth***	Member Count 1 Year Ago	Dropped Members Avg.Length of Service	Months Since Membership Update	Current Officers Reported ****	Current President Repeated Term	VP Reported *****	Last Date Reported Service (mm/yyyy)	Account Balance	YTD Donations
Clubs less than two years old																
181485	Chennai Anna Nagar Go Getters	03/31/2025	Active	20	0	0	0.00%	0		7	Y	2	N	09/2025		
178552	Chennai Anna Nagar Zoomers	09/18/2024	Active	20	0	0	0.00%	20		4	Y	2	N	08/2025		
179758	Chennai Balajis Padmavathi	12/06/2024	Active	20	0	0	0.00%	20		6	Y	2	N	08/2025		\$2.33
191285	Chennai Challengers	12/11/2025	Newly Chartered	20	20	0	100.00%	0		0	Y					
180730	Chennai Delight Givers	03/31/2025	Active	20	0	0	0.00%	0		6	Y	2		08/2025	90+ Days	\$5.16
178548	Chennai Greater Elite	09/17/2024	Active	20	0	0	0.00%	15		2	Y	2		07/2025	90+ Days	\$9.16
191489	Chennai Kamadhenu	12/08/2025	Newly Chartered	20	20	0	100.00%	0		0	Y			12/2025		
189782	Chennai Kellys	09/26/2025	Active	21	21	0	100.00%	0		0	Y		N		90+ Days	
190595	Chennai Legend Elite	12/17/2025	Newly Chartered	20	20	0	100.00%	0		0	Y		N			
180622	Chennai Madrasapattinam	02/10/2025	Active	21	2	1	5.00%	0	1	0	Y	2		08/2025	90+ Days	\$6.00
179775	Chennai Maduravoyal Super Kings	01/09/2025	Active	34	12	1	47.83%	0	0	4	Y	2	R	10/2025		\$7.33
176796	Chennai Media Chamber	09/12/2024	Cancelled(8*)	0	0	12	-100.00%	20	1	6	N	None		11/2024	90+ Days	
187157	Chennai Pattinam	07/25/2025	Active	20	20	0	100.00%	0		3	Y		N	11/2025		\$8.00
178526	Chennai Pride	09/12/2024	Cancelled(8*)	0	0	29	-100.00%	26	1	9	N	None		10/2024	90+ Days	
178705	Chennai R A Puram	11/13/2024	Status Quo(1)	17	0	0	0.00%	22		6	Y			12/2024	90+ Days	
185606	Chennai Teachers	07/25/2025	Active	20	20	0	100.00%	0		5	Y			09/2025		
180529	Chennai Udhayam Stars	01/23/2025	Active	20	0	0	0.00%	0		0	Y	2	N	08/2025		
178616	Chennai Vaagai	09/18/2024	Active	20	0	0	0.00%	20		15	Y			10/2025		
Clubs more than two years old																
128407	Chennai Aaditya	10/04/2016	Active	11	0	0	0.00%	11		19	Y			08/2024		
148740	Chennai Aakasha	12/17/2021	Cancelled(8*)	0	0	39	-100.00%	41	4	0	N	None		03/2025	90+ Days	
112106	CHENNAI AAVARAM POO	08/25/2011	Active	77	14	5	13.24%	68	6	0	Y		N	12/2025		\$510.81
Exc Award (06/30/2018, 06/30/2022, 06/30/2023, 06/30/2025)																
156312	Chennai Anna Nagar Elite	09/30/2023	Active	20	0	0	0.00%	20		7	Y		R	09/2025		



Club Health Assessment for DISTRICT 3241 E through December 2025

			Status	Membership						Reports				Finance		LCIF
Club Number	Club Name	Charter Date	Times in Status Quo in Past 2 Years	Current Member Count **	YTD Members Added	YTD Members Dropped	YTD Net Growth% ***	Member Count 1 Year Ago	Dropped Members Avg.Length of Service	Months Since Membership Update	Current Officers Reported ****	Current President Repeated Term	VP Reported *****	Last Date Reported Service (mm/yyyy)	Account Balance	YTD Donations
65189	CHENNAI ANNA NAGAR TOWERS Exc Award (06/30/2018, 06/30/2022)	04/15/2002	Status Quo(1)	16	0	16	-50.00%	32	3	5	Y			12/2025	90+ Days	
132100	Chennai Centennial Anna Nagar Exc Award (06/30/2022, 06/30/2023, 06/30/2025)	07/03/2017	Active	87	32	1	55.36%	52	4	0	Y		N	12/2025		\$34,329.03
132480	Chennai Centennial Udayam Exc Award (06/30/2025)	10/26/2017	Active	42	11	0	35.48%	19		0	Y	2	N	12/2025		\$1,528.08
109044	CHENNAI CENTRAL CHITLAPAKKAM	09/17/2010	Active	73	14	0	23.73%	61		1	Y		N	12/2025		\$412.16
148544	Chennai City	10/18/2021	Cancelled(8*)	0	0	46	-100.00%	46	4	0	N	None		07/2025	90+ Days	
120563	Chennai Cosmopolitan	10/16/2013	Active(1)	20	0	10	-33.33%	28	9	5	Y	2		07/2025	90+ Days	
148680	Chennai Creators	12/24/2021	Cancelled(8*)	0	0	86	-100.00%	85	4	0	N	None		07/2025	90+ Days	
148742	Chennai Deeksha	12/20/2021	Cancelled(8*)	0	0	71	-100.00%	66	4	0	N	None		07/2025	90+ Days	
135913	Chennai Desire Exc Award (06/30/2019, 06/30/2020, 06/30/2021, 06/30/2022, 06/30/2023, 06/30/2024, 06/30/2025)	07/17/2018	Active	36	13	2	44.00%	28	2	0	Y		N	12/2025		\$1,711.01
116118	CHENNAI DR ANNIE BESANT	04/16/2012	Active	47	0	0	0.00%	47		5	Y			10/2025		\$22.46
109684	CHENNAI EDIFICE Exc Award (06/30/2025)	11/29/2010	Status Quo(1)	18	0	10	-35.71%	28	3	5	Y			08/2025	90+ Days	
148545	Chennai Friends	10/18/2021	Cancelled(8*)	0	0	36	-100.00%	36	4	0	N	None		08/2025	90+ Days	
145154	Chennai Jini Nagar	02/23/2021	Active(2)	2	0	0	0.00%	0		5	N	None		03/2025		
131673	Chennai Marina Centennial Exc Award (06/30/2018)	07/03/2017	Active	26	0	0	0.00%	16		0	Y		N	10/2025		\$63.19
117426	CHENNAI MINT	07/23/2012	Active	25	16	0	177.78%	9		3	Y		N	11/2025		
148300	Chennai Nanganallur	10/01/2021	Active(1)	15	0	7	-31.82%	21	3	5	Y			12/2024		
148200	Chennai Nesapakkam	09/09/2021	Status Quo(1)	10	0	6	-37.50%	20	4	5	Y	5		08/2025	90+ Days	
112104	CHENNAI PERUNGUDI	08/24/2011	Active	8	1	0	14.29%	7		3	Y		N	10/2025		
77785	CHENNAI PRIME Exc Award (06/30/2022)	11/07/2003	Active	1	0	0	0.00%	5		5	N	None		10/2024		\$2.33
152568	Chennai Rocking Millennials	12/16/2022	Active	20	0	0	0.00%	20		4	Y		N	08/2025		
68554	CHENNAI ROSES	04/15/2003	Active	18	1	8	-28.00%	24	8	1	Y		N	08/2025	90+ Days	\$28.28



Club Health Assessment for DISTRICT 3241 E through December 2025

			Status		Membership					Reports				Finance		LCIF			
Club Number	Club Name	Charter Date	Times in Status Quo in Past 2 Years	Current Member Count **	YTD Members Added	YTD Members Dropped	YTD Net Growth% ***	Member Count 1 Year Ago	Dropped Members Avg.Length of Service	Months Since Membership Update	Current Officers Reported ****	Current President Repeated Term	VP Reported *****	Last Date Reported Service (mm/yyyy)	Account Balance	YTD Donations			
Exc Award (06/30/2022)																			
148299	Chennai Royal Koyambedu	09/24/2021	Cancelled(8*)	0	0	22	-100.00%	21	4	0	N	None		04/2025	90+ Days				
156482	Chennai Serving Sparrows	10/25/2023	Active	20	0	0	0.00%	20		17	Y			09/2025					
121050	Chennai Share	12/30/2013	Cancelled(8*)	0	0	5	-100.00%	0	1	0	N	None		03/2025	90+ Days				
103357	CHENNAI SIKSHA	08/14/2008	Active	15	0	5	-25.00%	20	9	5	N	None		07/2025					
Exc Award (06/30/2023)																			
135397	Chennai Subiksha	07/17/2018	Active	5	0	4	-44.44%	9	3	5	Y		N	10/2025					
Exc Award (06/30/2021, 06/30/2022)																			
148743	Chennai Suraksha	12/20/2021	Cancelled(8*)	0	0	85	-100.00%	77	4	0	N	None		03/2025	90+ Days				
142803	Chennai Washermpet	09/07/2020	Active	17	0	1	-5.56%	28	1	0	Y		N	12/2025		\$11.64			
Exc Award (06/30/2023)																			
57250	MADRAS BALAJI AVENUE	07/24/1995	Active	26	9	0	52.94%	16		0	Y		N	08/2025		\$163.29			
38224	MADRAS MAMBALAM	03/11/1980	Active	17	0	0	0.00%	20		5	Y			10/2025		\$182.74			
29825	MADRAS NANDAMBAKKAM	09/26/1974	Active(1)	38	3	0	8.57%	33		4	Y		N	09/2025		\$69.83			
Exc Award (06/30/2025)																			
46672	MADRAS ROYAPURAM	11/03/1986	Active	84	31	5	44.83%	69	4	0	Y	2	N	12/2025		\$5,162.07			
Exc Award (06/30/2022, 06/30/2023, 06/30/2025)																			
63077	MADRAS TECHNOCITY	04/13/2000	Active(1)	31	18	0	138.46%	13		0	Y		N	11/2025		\$17.46			
51004	MADRAS TEMPLE CITY	10/15/1990	Active	10	2	1	11.11%	9	30	2	Y	2		10/2025		\$20.00			
Current Total Clubs Count	YTD New Clubs Count	YTD Cancelled Clubs Count	YTD Net Club Gain	Current Total Members Count	YTD Add	YTD Drop	YTD Net Growth	YTD Net Growth %	Member Count 12 Months Ago	Average Member Count Per Club	% of Clubs with less than 20 members	% No Officer Report in 12 Months	% of Clubs with balance 90+ days	Number of Clubs in Status Quo	% Status Quo Clubs in Financial Suspension	Number of Cancelled Clubs	Average Cancelled Club Age	Members Lost Due to Cancellation	% of Clubs Cancelled for Non-Financial Reasons
46	6	10	-4	1,168	300	514	-214	-15.48%	1,268	25	33%	4%	22%	4	100%	10	4	431	0%

* - P - Priority Club. Cancellation Reasons: 1-Objectives/conduct, 2-Non-active club, 5-Non-existing club, 6-Disbanding, 7-Merger, 8-Financial Suspension, 9-District/Multiple District Dues.

** Red denotes below 15 active members.

*** Red denotes 20% + loss.

**** Y - all 3 (President, Secretary, Treasurer) club officers reported, N - not all 3 reported.

***** Abbreviation: N-New, IP-Immediate Past, R-Repeat.



Club Health Assessment for DISTRICT 3241 F through December 2025

			Status	Membership						Reports				Finance	LCIF	
Club Number	Club Name	Charter Date	Times in Status Quo in Past 2 Years	Current Member Count **	YTD Members Added	YTD Members Dropped	YTD Net Growth% ***	Member Count 1 Year Ago	Dropped Members Avg.Length of Service	Months Since Membership Update	Current Officers Reported ****	Current President Repeated Term	VP Reported *****	Last Date Reported Service (mm/yyyy)	Account Balance	YTD Donations
Clubs less than two years old																
185114	Chennai Accord	10/31/2025	Newly Chartered	20	20	0	100.00%	0		2	Y					
180616	Chennai Joyful	03/26/2025	Cancelled(8*)	0	0	20	-100.00%	0	1	9	N	None			90+ Days	
180619	Chennai Paradise	03/26/2025	Cancelled(8*)	0	0	20	-100.00%	0	1	9	N	None			90+ Days	
156869	Chennai Sigaram	03/11/2024	Active(1)	20	0	0	0.00%	20		8	Y	3		11/2025		
190527	Chennai Victory	09/30/2025	Active	20	20	0	100.00%	0		3	Y				90+ Days	
Clubs more than two years old																
105320	CHENNAI ASPIRE	04/21/2009	Active(2)	21	0	0	0.00%	21		14	N	None		12/2023		
109771	CHENNAI ADAM METRO	12/21/2010	Active(2)	22	0	0	0.00%	22		10	Y	3		07/2025		
109263	CHENNAI AMBEDKAR NAGAR	09/28/2010	Active(1)	39	1	0	2.63%	38		5	Y	3		07/2025		
109338	CHENNAI ANNA NAGAR VASANTHAM	09/27/2010	Active(1)	36	0	0	0.00%	40		5	Y			07/2025		
115247	CHENNAI BHARATHIAR	10/04/2011	Active	45	0	0	0.00%	56		5	Y			11/2025	90+ Days	
155281	Chennai Delta	09/30/2023	Active(2)	25	0	0	0.00%	23		11	Y	2		11/2025		
120373	Chennai Egai	09/20/2013	Active(1)	40	0	12	-23.08%	51	9	5	Y			11/2025		
148679	Chennai Elegant	12/24/2021	Active(3)	10	0	0	0.00%	11		9	Y			11/2025		
116372	CHENNAI GATEWAY NORTH	04/16/2012	Active(2)	26	0	0	0.00%	10		7	Y		N	11/2025		\$1,047.49
155378	Chennai Gold	09/11/2023	Active(1)	8	0	0	0.00%	9		10	Y	3		02/2025		
121464	Chennai Jai Hind	02/28/2014	Active	48	2	0	4.35%	46		5	Y			11/2025		
145666	Chennai Jupiter	03/25/2021	Active(1)	2	0	1	-33.33%	3	3	0	Y	3		06/2025		
109884	CHENNAI KINGS	02/08/2011	Active(1)	42	1	0	2.44%	40		5	Y			11/2025		
148682	Chennai Legends	12/24/2021	Active(2)	27	0	0	0.00%	24		9	Y	2		11/2025		
109641	CHENNAI MEENAM	11/19/2010	Active	10	2	1	11.11%	9	15	0	Y		N	09/2025		
112105	CHENNAI MULLAI PERIYAR	08/25/2011	Active(2)	6	0	0	0.00%	6		1	Y			11/2025		
118396	CHENNAI MUTHAMIZH	12/06/2012	Active(2)	42	0	0	0.00%	40		2	Y			11/2025		
109437	CHENNAI NEW ASHOK NAGAR	09/30/2010	Active	41	1	24	-35.94%	64	8	0	Y			11/2025		
155289	Chennai New Green City	09/30/2023	Active(2)	24	0	0	0.00%	0		7	Y			11/2025		



Club Health Assessment for DISTRICT 3241 F through December 2025

			Membership							Reports				Finance		LCIF			
Club Number	Club Name	Charter Date	Status	Current Member Count **	YTD Members Added	YTD Members Dropped	YTD Net Growth***	Member Count 1 Year Ago	Dropped Members Avg.Length of Service	Months Since Membership Update	Current Officers Reported ****	Current President Repeated Term	VP Reported *****	Last Date Reported Service (mm/yyyy)	Account Balance	YTD Donations			
			Times in Status Quo in Past 2 Years																
155290	Chennai New Pride	09/30/2023	Active(1)	22	0	1	-4.35%	21	2	4	Y			11/2025	90+ Days				
109429	CHENNAI NEW ROYAL ASHOK NAGAR	12/06/2010	Active(2)	32	1	4	-8.57%	35	6	3	Y			11/2025					
155280	Chennai New Trust	09/29/2023	Active(2)	5	0	6	-54.55%	11	2	2	Y			11/2023					
116147	CHENNAI PARI NAGAR	04/16/2012	Active(1)	26	1	1	0.00%	25	10	0	Y			11/2025					
155291	Chennai Podhigai	09/30/2023	Active(2)	22	0	0	0.00%	21		9	Y	2		11/2025					
155292	Chennai Prince	09/30/2023	Active(2)	24	1	0	4.35%	20		3	Y	3		11/2025					
116120	CHENNAI PUSPAK	04/16/2012	Active(1)	41	0	0	0.00%	40		7	Y	3		11/2025					
109304	CHENNAI QUEENS	09/30/2010	Active	45	0	0	0.00%	50		5	Y			11/2025					
116119	CHENNAI RAILMEN	04/16/2012	Active(1)	44	0	0	0.00%	45		14	Y	5		11/2025					
117966	CHENNAI ROSILY	10/08/2012	Active(2)	10	0	1	-9.09%	11	5	8	Y		R	07/2025					
121034	Chennai Serve	12/30/2013	Active(1)	40	0	0	0.00%	40		14	Y	3		11/2025	90+ Days				
155284	Chennai Serving Star	09/30/2023	Active(2)	21	0	0	0.00%	20		7	Y	3		11/2025					
144973	Chennai Seva	01/27/2021	Active	5	0	0	0.00%	19		5	Y			07/2024					
121453	Chennai Silver	02/26/2014	Active(1)	59	0	0	0.00%	59		7	Y	2		11/2025					
121033	Chennai Smile	12/27/2013	Active(1)	38	0	2	-5.00%	40	7	7	Y			11/2025					
155282	Chennai Sun City	09/28/2023	Active(2)	26	0	0	0.00%	24		7	Y			11/2025					
109045	CHENNAI TOWN	08/20/2010	Active	41	1	0	2.50%	40		5	Y			11/2025					
109264	CHENNAI UDHAYAM	09/28/2010	Active(1)	32	1	0	3.23%	30		5	Y			11/2025					
Exc Award (06/30/2016)																			
117699	CHENNAI WINNERS	08/23/2012	Active(2)	36	0	0	0.00%	36		7	Y	2		11/2025			90+ Days		
26420	GUINDY	01/08/1964	Active	11	0	0	0.00%	27		0	Y		N	07/2024					
62740	MADRAS ANNAI	01/26/2000	Cancelled(8*)	0	0	21	-100.00%	0	13	2	N	None		07/2025					
Current Total Clubs Count	YTD New Clubs Count	YTD Cancelled Clubs Count	YTD Net Club Gain	Current Total Members Count	YTD Add	YTD Drop	YTD Net Growth	YTD Net Growth %	Member Count 12 Months Ago	Average Member Count Per Club	% of Clubs with less than 20 members	% No Officer Report in 12 Months	% of Clubs with balance 90+ days	Number of Clubs in Status Quo	% Status Quo Clubs in Financial Suspension	Number of Cancelled Clubs	Average Cancelled Club Age	Members Lost Due to Cancellation	% of Clubs Cancelled for Non-Financial Reasons
42	2	3	-1	1,154	52	114	-62	-5.10%	1,147	27	21%	2%	10%	0	0%	3	9	61	0%



Club Health Assessment for DISTRICT 3241 F through December 2025

			Status		Membership					Reports					Finance	LCIF
Club Number	Club Name	Charter Date	Times in Status Quo in Past 2 Years	Current Member Count **	YTD Members Added	YTD Members Dropped	YTD Net Growth% ***	Member Count 1 Year Ago	Dropped Members Avg.Length of Service	Months Since Membership Update	Current Officers Reported ****	Current President Repeated Term	VP Reported *****	Last Date Reported Service (mm/yyyy)	Account Balance	YTD Donations

* - P - Priority Club. Cancellation Reasons: 1-Objectives/conduct, 2-Non-active club, 5-Non-existing club, 6-Disbanding, 7-Merger, 8-Financial Suspension, 9-District/Multiple District Dues.

** Red denotes below 15 active members.

*** Red denotes 20% + loss.

**** Y - all 3 (President, Secretary, Treasurer) club officers reported, N - not all 3 reported.

***** Abbreviation: N-New, IP-Immediate Past, R-Repeat.



Club Health Assessment for DISTRICT 3241 G through December 2025

			Status		Membership					Reports				Finance		LCIF
Club Number	Club Name	Charter Date	Times in Status Quo in Past 2 Years	Current Member Count **	YTD Members Added	YTD Members Dropped	YTD Net Growth% ***	Member Count 1 Year Ago	Dropped Members Avg.Length of Service	Months Since Membership Update	Current Officers Reported ****	Current President Repeated Term	VP Reported *****	Last Date Reported Service (mm/yyyy)	Account Balance	YTD Donations
Clubs less than two years old																
179056	Aranthangi Chozha	10/17/2024	Active	19	0	1	-5.00%	20	1	2	Y	2		11/2025	90+ Days	
174738	Chidambaram Aalayam	07/22/2024	Active	45	5	0	12.50%	31		2	Y			03/2025		
186553	Chinnasalem Stars	07/25/2025	Active	41	41	0	100.00%	0		3	Y			08/2025		
190061	Kallakurichi Central	09/25/2025	Active	36	36	0	100.00%	0		0	Y		N	12/2025		
180920	Neyveli Global City	03/11/2025	Active	22	2	2	0.00%	0	1	0	Y	2		10/2025		
190793	Pondicherry Marina	11/10/2025	Newly Chartered	32	32	0	100.00%	0		0	Y			12/2025		
190533	Pondicherry White Town	12/15/2025	Newly Chartered	20	20	0	100.00%	0		0	Y					
185128	Tindivanam Chozha Mandalam	07/25/2025	Active	34	37	3	100.00%	0	0	3	Y		N	08/2025		
175503	Vadalur Pride	07/26/2024	Active(1)	19	7	1	46.15%	20	1	0	Y		R	11/2025		
191474	Veppur Pride	12/02/2025	Newly Chartered	21	21	0	100.00%	0		0	Y			12/2025		
179361	Villupuram Annai Maragatham	11/04/2024	Active	20	0	0	0.00%	20		13	N	None		11/2024	90+ Days	\$1,024.21
172057	Villupuram Central	06/10/2024	Active	21	4	0	23.53%	23		4	Y		N	12/2025		
185355	Villupuram Royals	07/25/2025	Active	20	23	3	100.00%	0	1	0	Y			12/2025		
Clubs more than two years old																
68634	AVALURPET	04/15/2003	Active	31	3	1	6.90%	31	23	0	Y		N	10/2025		
Exc Award (06/30/2016, 06/30/2017, 06/30/2018, 06/30/2019)																
151895	Avalurpet Chithagiri Murugan	07/21/2022	Active	33	0	2	-5.71%	39	3	0	Y		N	12/2025		
Exc Award (06/30/2023)																
40716	BAHOOR	12/03/1981	Active	20	3	0	17.65%	15		1	Y		N	12/2025		
Exc Award (06/30/2016, 06/30/2017)																
48233	BHUWANAGIRI	03/01/1988	Active	67	4	0	6.35%	63		4	Y			11/2025		
Exc Award (06/30/2016, 06/30/2017, 06/30/2019, 06/30/2020, 06/30/2023)																
103676	CHIDAMBARAM SUPREME	10/14/2008	Active	26	0	0	0.00%	27		5	Y		N	07/2024		
Exc Award (06/30/2016, 06/30/2017, 06/30/2020)																



Club Health Assessment for DISTRICT 3241 G through December 2025

			Status	Membership						Reports				Finance	LCIF	
Club Number	Club Name	Charter Date	Times in Status Quo in Past 2 Years	Current Member Count **	YTD Members Added	YTD Members Dropped	YTD Net Growth% ***	Member Count 1 Year Ago	Dropped Members Avg.Length of Service	Months Since Membership Update	Current Officers Reported ****	Current President Repeated Term	VP Reported *****	Last Date Reported Service (mm/yyyy)	Account Balance	YTD Donations
63845	CHIDAMBARAM COSMOPOLITAN Exc Award (06/30/2016, 06/30/2017, 06/30/2020)	12/06/2000	Active	71	1	3	-2.74%	70	5	0	Y			09/2025		
135398	Chidambaram Golden Roof Exc Award (06/30/2023, 06/30/2024)	07/25/2018	Active	30	0	0	0.00%	30		6	Y		N	03/2025		
26416	CHIDAMBARAM HOST Exc Award (06/30/2016, 06/30/2023)	04/02/1970	Active	29	3	1	7.41%	30	45	2	Y	2		08/2024		
147511	Chidambaram Social Vision and Mission	09/13/2021	Active	20	0	0	0.00%	20		20	N	None		08/2024		
58408	CHIDAMBARAM TEMPLE CITY Exc Award (06/30/2016, 06/30/2017, 06/30/2018)	06/19/1996	Active	19	0	0	0.00%	20		6	Y			10/2024		
150960	Chidambaram Thillayambalam Exc Award (06/30/2024)	06/07/2022	Active	23	0	0	0.00%	33		6	Y			10/2025		
62943	CHINNASALEM Exc Award (06/30/2016, 06/30/2017, 06/30/2018)	03/20/2000	Active	48	0	2	-4.00%	55	3	0	Y		N	08/2024		
26417	CUDDALORE Exc Award (06/30/2017)	06/21/1970	Active(3)	31	0	0	0.00%	36		3	Y		N	08/2024		
106403	CUDDALORE ANCIENT CITY Exc Award (06/30/2016, 06/30/2017)	08/26/2009	Active(1)	20	0	0	0.00%	20		16	N	None		08/2024		
61251	CUDDALORE CENTRAL Exc Award (06/30/2016, 06/30/2017, 06/30/2018, 06/30/2020, 06/30/2023)	11/10/1998	Active	35	9	3	20.69%	31	7	2	Y			12/2025		
99974	CUDDALORE COSMOPOLITAN Exc Award (06/30/2020)	07/31/2007	Active	23	1	3	-8.00%	25	10	0	Y			12/2025		
98226	CUDDALORE GOLDEN CITY Exc Award (06/30/2016, 06/30/2017)	12/27/2006	Active	20	0	0	0.00%	20		3	Y		N	08/2024		
102091	CUDDALORE PADALI CITY Exc Award (06/30/2017, 06/30/2019, 06/30/2022, 06/30/2024)	05/23/2008	Active(1)	26	7	1	30.00%	19	17	3	Y		N	08/2025		
56555	CUDDALORE PORT Exc Award (06/30/2016, 06/30/2017, 06/30/2019, 06/30/2020)	02/20/1995	Active	22	3	0	15.79%	21		3	Y			12/2025	90+ Days	
143655	Cuddalore Royal	11/23/2020	Active	21	0	0	0.00%	24		6	Y			08/2024		



Club Health Assessment for DISTRICT 3241 G through December 2025

			Status	Membership						Reports				Finance	LCIF	
Club Number	Club Name	Charter Date	Times in Status Quo in Past 2 Years	Current Member Count **	YTD Members Added	YTD Members Dropped	YTD Net Growth***	Member Count 1 Year Ago	Dropped Members Avg.Length of Service	Months Since Membership Update	Current Officers Reported ****	Current President Repeated Term	VP Reported *****	Last Date Reported Service (mm/yyyy)	Account Balance	YTD Donations
111403	CUDDALORE SREE GOLD	06/16/2011	Active	24	3	2	4.35%	25	5	3	Y		N	09/2025		
	Exc Award (06/30/2016, 06/30/2018, 06/30/2019)															
89507	CUDDALORE SUPREME	10/25/2005	Active(1)	17	1	0	6.25%	22		5	Y		N	08/2024		
	Exc Award (06/30/2018)															
152492	Elavanasur Kottai Temple City	08/31/2022	Active(1)	15	0	0	0.00%	21		6	Y		N	08/2024		
100789	GINGEE	12/11/2007	Active	37	14	2	48.00%	25	7	0	Y	2	R	12/2025	90+ Days	
	Exc Award (06/30/2016, 06/30/2024)															
62153	KACHIRAYAPALAYAM - VADAKKANANDAL	06/22/1999	Active	53	0	2	-3.64%	61	15	1	Y		R	11/2025		
	Exc Award (06/30/2016)															
66641	KALAMARUDUR	09/27/2002	Active	32	6	0	23.08%	28		3	Y		N	10/2025	90+ Days	
	Exc Award (06/30/2016, 06/30/2017)															
31095	KALLAKURICHI	07/10/1975	Active	143	16	4	9.16%	132	7	0	Y		N	11/2025		
	Exc Award (06/30/2019, 06/30/2023, 06/30/2024)															
156085	Kallakurichi Ancient City	09/29/2023	Cancelled(8*)	0	0	18	-100.00%	18	2	9	N	None		01/2025	90+ Days	
129624	Kallakurichi Nagaram	12/21/2016	Active	30	11	7	15.38%	71	3	1	Y			12/2024		
	Exc Award (06/30/2018, 06/30/2020)															
126411	Kandachipuram Kovil Nagaram	12/28/2015	Active(1)	22	3	0	15.79%	19		0	Y			09/2025		
	Exc Award (06/30/2017)															
40717	KATTUMANNARKOIL	12/08/1981	Active	54	3	0	5.88%	53		3	Y			10/2025		
	Exc Award (06/30/2016, 06/30/2017, 06/30/2018, 06/30/2020, 06/30/2022)															
139220	Kattumannarkoil Cosmopolitan	08/08/2019	Active	24	6	2	20.00%	21	4	5	Y		N	11/2025		
155132	M Parur	08/07/2023	Active	13	3	0	30.00%	7		1	Y			07/2025		
62452	MANALURPET	10/22/1999	Active	32	1	0	3.23%	31		5	Y			11/2025		
	Exc Award (06/30/2016, 06/30/2017, 06/30/2018)															
135399	Mangalampettai Greens	07/26/2018	Active(2)	28	0	9	-24.32%	41	3	0	Y	2		08/2024		
124187	Melmalayanur Koil Nagaram	02/18/2015	Active	29	1	0	3.57%	29		3	Y		N	11/2025		\$1,024.21
	Exc Award (06/30/2016, 06/30/2017, 06/30/2018, 06/30/2019, 06/30/2020, 06/30/2022, 06/30/2024)															
125256	Nainarpalayam	06/22/2015	Active	34	1	0	3.03%	34		5	Y			08/2025		



Club Health Assessment for DISTRICT 3241 G through December 2025

			Status	Membership						Reports				Finance	LCIF	
Club Number	Club Name	Charter Date	Times in Status Quo in Past 2 Years	Current Member Count **	YTD Members Added	YTD Members Dropped	YTD Net Growth% ***	Member Count 1 Year Ago	Dropped Members Avg.Length of Service	Months Since Membership Update	Current Officers Reported ****	Current President Repeated Term	VP Reported *****	Last Date Reported Service (mm/yyyy)	Account Balance	YTD Donations
Exc Award (06/30/2016, 06/30/2019, 06/30/2020)			Active(1)	13	0	3	-18.75%	19	8	0	Y		N	11/2025	90+ Days	
64040	NELLIKUPPAM SWEET CITY	03/05/2001														
Exc Award (06/30/2017, 06/30/2019)			Active	13	0	1	-7.14%	13	22	0	Y	2		11/2025		
77597	NEYVELI COSMOPOLITAN	09/19/2003														
Exc Award (06/30/2016, 06/30/2017, 06/30/2018)			Active	14	2	0	16.67%	12	3	Y	2	N	08/2024			
67432	NEYVELI DIAMOND CITY	03/05/2003														
Exc Award (06/30/2016, 06/30/2017, 06/30/2019)			Active	19	0	0	0.00%	24	3	Y			11/2024			
105778	NEYVELI ELITE	06/12/2009														
Exc Award (06/30/2021, 06/30/2023)			Active(2)	20	0	0	0.00%	20	3	Y		N	08/2024			
155315	Neyveli Green City	07/28/2023														
54761	NEYVELI LIGNITE CITY	07/20/1993	Active	22	4	0	22.22%	20	1	Y			N	08/2025		
Exc Award (06/30/2016)			Active(1)	13	0	1	-7.14%	14	26	2	Y			09/2024		
60555	NEYVELI POWER CITY	03/23/1998														
Exc Award (06/30/2016, 06/30/2018, 06/30/2020)			Active	13	3	1	18.18%	12	5	0	Y		N	11/2025		
128519	Neyveli Solar City	08/11/2016														
117774	NEYVELI VAARIYAR SWAMIGAL	09/05/2012	Active	13	0	0	0.00%	13	18	N	None			08/2024		
132891	Pandalam Kolathur	10/26/2017	Active	25	1	7	-19.35%	32	5	0	Y		N	12/2025		
Exc Award (06/30/2018, 06/30/2020)			Active	29	1	0	3.57%	30	4	Y			N	12/2025		
108943	PANDALAM TEMPLE CITY	07/21/2010														
26439	Panruti Host	12/11/1972	Active	44	2	0	4.76%	39	5	Y				07/2025		
Exc Award (06/30/2016, 06/30/2018, 06/30/2022)			Active	13	0	0	0.00%	13	17	N	None			08/2024		
116689	PANRUTI RENAISSANCE	05/11/2012														
47458	PENNADAM	06/08/1987	Active	70	6	1	7.69%	56	1	0	Y		N	12/2025		
Exc Award (06/30/2016, 06/30/2019, 06/30/2023, 06/30/2024, 06/30/2025)			Active	33	6	0	22.22%	37	3	Y				11/2025		
103672	PONDICHERY EXCELLENCE	09/18/2008														
Exc Award (06/30/2017, 06/30/2018, 06/30/2019, 06/30/2023, 06/30/2024)			Active	16	1	3	-11.11%	16	4	0	Y		R	08/2024		
142885	Pondicherry Aalayam	09/10/2020														
Exc Award (06/30/2024)																



Club Health Assessment for DISTRICT 3241 G through December 2025

			Status	Membership						Reports				Finance		LCIF
Club Number	Club Name	Charter Date	Times in Status Quo in Past 2 Years	Current Member Count **	YTD Members Added	YTD Members Dropped	YTD Net Growth% ***	Member Count 1 Year Ago	Dropped Members Avg.Length of Service	Months Since Membership Update	Current Officers Reported ****	Current President Repeated Term	VP Reported *****	Last Date Reported Service (mm/yyyy)	Account Balance	YTD Donations
60370	PONDICHERRY AURO CITY	02/16/1998	Active	37	0	0	0.00%	37		0	Y		N	07/2024		
	Exc Award (06/30/2016, 06/30/2017, 06/30/2019)															
50869	PONDICHERRY CENTRAL	07/05/1990	Active	76	3	0	4.11%	70		3	Y		N	10/2025		
	Exc Award (06/30/2016, 06/30/2017, 06/30/2018, 06/30/2023)															
51566	PONDICHERRY COSMOPOLITAN	04/17/1991	Active	25	1	22	-45.65%	40	8	0	Y			09/2024		
	Exc Award (06/30/2016, 06/30/2017)															
56148	PONDICHERRY FRENCH CITY	10/12/1994	Active(1)	35	17	1	84.21%	17	3	0	Y			11/2025		\$200.18
	Exc Award (06/30/2016)															
127893	Pondicherry Friends City	06/15/2016	Active(1)	14	5	1	40.00%	0	6	0	Y			08/2025	90+ Days	
	Exc Award (06/30/2017, 06/30/2019, 06/30/2020)															
152148	Pondicherry Greater	08/12/2022	Active	16	3	7	-20.00%	17	3	0	N			07/2025	90+ Days	
135402	Pondicherry Heritage	09/18/2018	Active(1)	8	0	0	0.00%	9		5	Y	2	R	12/2025		
26442	PONDICHERRY HOST	12/27/1959	Active	59	16	2	31.11%	49	4	0	Y		R	08/2025	90+ Days	
	Exc Award (06/30/2016, 06/30/2017, 06/30/2019, 06/30/2020, 06/30/2022)															
95898	PONDICHERRY KAVI BHARATHIAR	02/09/2006	Active	25	8	0	47.06%	23		1	Y	2	N	12/2025	90+ Days	
	Exc Award (06/30/2016, 06/30/2017, 06/30/2018, 06/30/2019, 06/30/2020, 06/30/2021, 06/30/2024)															
152201	Pondicherry Legends	08/26/2022	Active	17	2	0	13.33%	21		4	Y			07/2025		
99965	PONDICHERRY LIGHT HOUSE	08/02/2007	Active	20	0	0	0.00%	22		3	Y			12/2024		
	Exc Award (06/30/2016, 06/30/2020, 06/30/2024)															
63721	PONDICHERRY MILLENNIUM	11/28/2000	Active	44	5	4	2.33%	52	6	0	Y		N	10/2025		
	Exc Award (06/30/2016, 06/30/2017, 06/30/2018, 06/30/2019, 06/30/2021, 06/30/2022, 06/30/2023, 06/30/2024)															
63620	PONDICHERRY PORT	10/09/2000	Active	5	0	0	0.00%	5		13	N	None		08/2024		
	Exc Award (06/30/2016)															
150448	Pondicherry Supreme	04/07/2022	Active	20	5	0	33.33%	18		2	Y			12/2025		
	Exc Award (06/30/2024)															
103641	PONDICHERRY VEDAPURI	09/16/2008	Active	13	0	0	0.00%	15		6	Y	2		07/2024		



Club Health Assessment for DISTRICT 3241 G through December 2025

			Status	Membership						Reports				Finance	LCIF	
Club Number	Club Name	Charter Date	Times in Status Quo in Past 2 Years	Current Member Count **	YTD Members Added	YTD Members Dropped	YTD Net Growth% ***	Member Count 1 Year Ago	Dropped Members Avg.Length of Service	Months Since Membership Update	Current Officers Reported ****	Current President Repeated Term	VP Reported *****	Last Date Reported Service (mm/yyyy)	Account Balance	YTD Donations
Exc Award (06/30/2017, 06/30/2020)																
99859	PORTONOVO	06/29/2007	Active	26	4	4	0.00%	27	8	0	Y			12/2025		
Exc Award (06/30/2017, 06/30/2021)																
152598	Rettanai Rivers	09/19/2022	Cancelled(8*)	0	0	16	-100.00%	0	3	0	N	None		08/2024	90+ Days	
98247	SANKARAPURAM TOWN	01/05/2007	Active	44	3	0	7.32%	36		4	Y		R	12/2025		
Exc Award (06/30/2016, 06/30/2018, 06/30/2020, 06/30/2023)																
45472	SETHIATHOPE	10/08/1985	Active	33	1	0	3.13%	31		1	Y		N	10/2025		
Exc Award (06/30/2016, 06/30/2017, 06/30/2018, 06/30/2019)																
106404	SRIMUSHNAM	08/26/2009	Active	81	2	0	2.53%	79		4	Y			12/2025		\$100.00
Exc Award (06/30/2016, 06/30/2022, 06/30/2023, 06/30/2024)																
147395	Srimushnam Nala	08/27/2021	Active	40	2	0	5.26%	38		3	Y			12/2025		
Exc Award (06/30/2023, 06/30/2024)																
67581	THIRUKKANUR	03/25/2003	Active	77	18	0	30.51%	62		3	N			09/2025		
Exc Award (06/30/2016, 06/30/2017, 06/30/2018)																
151896	Thirukkanur Temple City	07/22/2022	Active(1)	17	4	8	-19.05%	18	2	3	Y			11/2025		
58171	THIYAGADURGAM	04/23/1996	Active	56	4	0	7.69%	54		4	Y		N	12/2025		
Exc Award (06/30/2016, 06/30/2017, 06/30/2018)																
26451	TINDIVANAM	02/20/1973	Active	45	11	0	32.35%	52		0	Y			07/2025		
Exc Award (06/30/2017, 06/30/2018, 06/30/2019, 06/30/2024)																
142016	Tindivanam Challengers	07/10/2020	Active(1)	22	0	0	0.00%	22		2	Y			08/2024		
64144	TINDIVANAM MANILA NAGAR	04/03/2001	Active	51	3	0	6.25%	56		3	Y		N	12/2025	90+ Days	
Exc Award (06/30/2016, 06/30/2018, 06/30/2019, 06/30/2020, 06/30/2023)																
154444	Tindivanam Nagaram	05/31/2023	Active	22	0	0	0.00%	20		2	Y			07/2025		
109333	TINDIVANAM NANBARGAL	09/27/2010	Active	32	6	1	18.52%	29	0	2	Y		R	12/2025		
Exc Award (06/30/2017)																
123286	Tindivanam Service	10/07/2014	Active(1)	30	1	2	-3.23%	32	3	0	Y		N	10/2025	90+ Days	
Exc Award (06/30/2016, 06/30/2017, 06/30/2018, 06/30/2023)																
55836	TIRUKOILUR TEMPLE CITY	06/13/1994	Active	43	2	0	4.88%	40		3	Y			12/2025		\$300.00



Club Health Assessment for DISTRICT 3241 G through December 2025

			Status	Membership						Reports				Finance	LCIF	
Club Number	Club Name	Charter Date	Times in Status Quo in Past 2 Years	Current Member Count **	YTD Members Added	YTD Members Dropped	YTD Net Growth% ***	Member Count 1 Year Ago	Dropped Members Avg.Length of Service	Months Since Membership Update	Current Officers Reported ****	Current President Repeated Term	VP Reported *****	Last Date Reported Service (mm/yyyy)	Account Balance	YTD Donations
Exc Award (06/30/2016, 06/30/2018, 06/30/2019, 06/30/2023, 06/30/2024)																
135400	Tirukoilur Town	07/26/2018	Active	26	5	1	18.18%	32	4	0	Y			12/2025		
46561	TITTAGUDI	09/11/1986	Active(2)	25	0	0	0.00%	26		6	Y			02/2025		
Exc Award (06/30/2020)																
38748	ULUNDURPET	06/25/1980	Active	41	0	5	-10.87%	48	5	0	Y		R	10/2025		
Exc Award (06/30/2017, 06/30/2018)																
26461	Vadalur Host	08/21/1972	Active	28	4	0	16.67%	26		4	Y	2		12/2025	90+ Days	\$1,032.89
Exc Award (06/30/2016, 06/30/2020)																
155471	Vadalur Supreme	08/07/2023	Active(1)	18	1	2	-5.26%	22	2	0	N	None		08/2024		
Exc Award (06/30/2024)																
155693	Vadalur Temple City	08/24/2023	Active	20	6	0	42.86%	20		4	Y		N	09/2025		
118935	VADALURE NEW THOUGHT	03/13/2013	Active(2)	17	4	0	30.77%	13		0	Y		N	09/2025		
Exc Award (06/30/2016)																
64719	VIKRAVANDI	10/18/2001	Active(2)	20	0	0	0.00%	20		18	N	None		08/2024		
Exc Award (06/30/2016)																
151372	Villupuram City	06/28/2022	Active	22	4	0	22.22%	19		3	Y		N	10/2024		
26464	VILLUPURAM HOST	10/27/1968	Active	54	5	1	8.00%	56	18	0	Y		N	09/2025		
Exc Award (06/30/2016, 06/30/2017, 06/30/2022, 06/30/2023, 06/30/2024)																
66812	VILLUPURAM JUNCTION	11/11/2002	Active	53	5	0	10.42%	52		2	Y		N	11/2025		
Exc Award (06/30/2016, 06/30/2019)																
106208	VILLUPURAM KAAMADHENU	08/11/2009	Active	51	5	0	10.87%	51		3	Y			12/2025		
Exc Award (06/30/2017, 06/30/2018, 06/30/2024)																
112097	VILLUPURAM SANGAMAM	08/22/2011	Active	78	6	5	1.30%	76	4	0	Y		N	12/2025		
Exc Award (06/30/2016, 06/30/2017, 06/30/2018, 06/30/2019, 06/30/2020, 06/30/2022)																
128302	Villupuram Supreme	07/18/2016	Active	14	5	0	55.56%	14		3	Y		N	07/2025		
Exc Award (06/30/2018, 06/30/2022)																
99291	VRIDDHACHALAM AALAYAM	05/01/2007	Active	17	1	0	6.25%	15		3	Y	2		09/2025		
Exc Award (06/30/2016, 06/30/2017, 06/30/2020)																
26465	Vriddhachalam Host	03/28/1973	Active	84	0	2	-2.33%	88	15	0	Y			04/2025		



Club Health Assessment for DISTRICT 3241 G through December 2025

				Membership							Reports				Finance		LCIF		
Club Number	Club Name	Charter Date	Status		Current Member Count **	YTD Members Added	YTD Members Dropped	YTD Net Growth***	Member Count 1 Year Ago	Dropped Members Avg.Length of Service	Months Since Membership Update	Current Officers Reported ****	Current President Repeated Term	VP Reported *****	Last Date Reported Service (mm/yyyy)	Account Balance	YTD Donations		
			Times in Status Quo in Past 2 Years																
Exc Award (06/30/2016, 06/30/2019, 06/30/2020, 06/30/2023)			Active(2)	28	0	0	0.00%	28		7	Y				07/2024				
68558	VRIDDHACHALAM SUPREME	04/15/2003																	
Exc Award (06/30/2018, 06/30/2022, 06/30/2024)			Active	19	1	1	0.00%	19	12	0	Y			N	09/2025				
56438	VRIDDHACHALAM TEMPLE CITY	01/16/1995																	
Exc Award (06/30/2016, 06/30/2020)			Active	14	0	0	0.00%	16		0	Y				08/2025		\$2,048.42		
105439	VRIDHACHALAM COSMOPOLITAN	05/12/2009																	
Current Total Clubs Count	YTD New Clubs Count	YTD Cancelled Clubs Count	YTD Net Club Gain	Current Total Members Count	YTD Add	YTD Drop	YTD Net Growth	YTD Net Growth %	Member Count 12 Months Ago	Average Member Count Per Club	% of Clubs with less than 20 members	% No Officer Report in 12 Months	% of Clubs with balance 90+ days	Number of Clubs in Status Quo	% Status Quo Clubs in Financial Suspension	Number of Cancelled Clubs	Average Cancelled Club Age	Members Lost Due to Cancellation	% of Clubs Cancelled for Non-Financial Reasons
114	7	2	5	3,584	535	174	361	11.20%	3,383	31	25%	4%	11%	0	0%	2	3	34	0%

* - P - Priority Club. Cancellation Reasons: 1-Objectives/conduct, 2-Non-active club, 5-Non-existing club, 6-Disbanding, 7-Merger, 8-Financial Suspension, 9-District/Multiple District Dues.

** Red denotes below 15 active members.

*** Red denotes 20% + loss.

**** Y - all 3 (President, Secretary, Treasurer) club officers reported, N - not all 3 reported.

***** Abbreviation: N-New, IP-Immediate Past, R-Repeat.



Club Health Assessment for DISTRICT 3241 H through December 2025

			Status	Membership						Reports				Finance	LCIF		
Club Number	Club Name	Charter Date	Times in Status Quo in Past 2 Years	Current Member Count **	YTD Members Added	YTD Members Dropped	YTD Net Growth% ***	Member Count 1 Year Ago	Dropped Members Avg.Length of Service	Months Since Membership Update	Current Officers Reported ****	Current President Repeated Term	VP Reported *****	Last Date Reported Service (mm/yyyy)	Account Balance	YTD Donations	
Clubs less than two years old																	
185240	Arcot Dr MGR	07/30/2025	Active	20	20	0	100.00%	0		5	Y			09/2025		\$174.58	
178761	Chinna Kanchipuram Udhayam	10/04/2024	Active	23	3	0	15.00%	20		3	Y	2	N	12/2025			
189073	Gajalnaikenpatti Royal	08/18/2025	Active	27	27	0	100.00%	0		0	Y		N	12/2025			
180964	Gudiyatham Thiruvalluvar	03/25/2025	Active(1)	22	1	0	4.76%	0		5	Y	2		10/2025			
171463	Jolarpet Train Town	05/16/2024	Active	25	5	3	8.70%	21	2	0	Y	2		12/2025			
Exc Award (06/30/2024)																	
185164	K V Kuppam	07/30/2025	Active	19	20	1	100.00%	0	0	0	Y			09/2025	90+ Days	90+ Days	
189961	Kanchipuram Annal	09/25/2025	Active	20	21	1	100.00%	0	0	0	N			11/2025			
157532	Kanchipuram Handloom City	02/22/2024	Active	18	2	6	-18.18%	16	2	0	Y			09/2025			
Exc Award (06/30/2024)																	
180835	Kanchipuram Kamarajar	04/01/2025	Active	14	1	7	-30.00%	0	2	0	Y	2		08/2025			
181169	Kanchipuram She Shakthi	03/25/2025	Active	22	1	0	4.76%	0		1	Y	2		09/2025		\$1,000.93	
190343	Kanchipuram Sree Narayana Guru Teachers	09/25/2025	Active	20	20	0	100.00%	0		0	Y			12/2025			
171320	Kanchipuram Vidiyal	05/27/2024	Active	18	10	12	-10.00%	20	2	0	Y			10/2025			
191723	Katpadi Helen Keller	12/11/2025	Newly Chartered	22	22	0	100.00%	0		0	Y			12/2025			
190521	Katpadi Master Planners	09/30/2025	Active	23	31	8	100.00%	0	0	0	Y			11/2025			
174313	Katpadi Pasumai	07/23/2024	Active(1)	20	0	0	0.00%	20		0	N	None		10/2025			
172317	Madapalli	06/20/2024	Active	25	1	0	4.17%	20		5	Y		N	12/2025			
186969	Oragadam Thriveni Sangamam Teachers	07/30/2025	Active	27	28	1	100.00%	0	0	0	Y			12/2025			
172402	Sholinghur Temple City	06/21/2024	Active	20	1	0	5.26%	20		1	Y			10/2025			
172336	Tirupattur Bright	06/22/2024	Active	21	6	3	16.67%	21	1	0	Y		N	12/2025			
173729	Tirupattur Jawadhhu	07/12/2024	Active(1)	21	3	0	16.67%	24		2	Y	2		09/2025			
188320	Vellore Aram Cheiya Virumbu	08/25/2025	Active	20	20	0	100.00%	0		2	Y			12/2025			
182192	Vellore Healing Hearts	06/26/2025	Active	20	0	0	0.00%	0		6	Y	2		12/2025			
172329	Vellore Professional	06/21/2024	Active(1)	20	4	1	17.65%	18	5	0	Y			11/2025			
175289	Vellore Royals	07/19/2024	Active	20	13	0	185.71%	21		1	Y		N	11/2025	90+ Days		



Club Health Assessment for DISTRICT 3241 H through December 2025

			Status	Membership						Reports				Finance	LCIF	
Club Number	Club Name	Charter Date	Times in Status Quo in Past 2 Years	Current Member Count **	YTD Members Added	YTD Members Dropped	YTD Net Growth% ***	Member Count 1 Year Ago	Dropped Members Avg.Length of Service	Months Since Membership Update	Current Officers Reported ****	Current President Repeated Term	VP Reported *****	Last Date Reported Service (mm/yyyy)	Account Balance	YTD Donations
Clubs more than two years old																
26406	AMBUR	03/21/1972	Active	69	9	1	13.11%	64	8	0	Y		N	11/2025		
	Exc Award (06/30/2017, 06/30/2018, 06/30/2022, 06/30/2024)															
85956	AMMAIYARKUPPAM KURAL NERI	03/22/2005	Active	33	2	7	-13.16%	40	3	0	Y		R	10/2025		
	Exc Award (06/30/2017, 06/30/2021, 06/30/2023, 06/30/2024)															
156252	Ammoor	10/25/2023	Active(1)	25	1	1	0.00%	35	2	4	Y		R	09/2025		
	Exc Award (06/30/2024)															
116235	ARAKKONAM CROWN	03/05/2012	Active	22	1	0	4.76%	21		4	Y		R	11/2025		
	Exc Award (06/30/2018, 06/30/2021, 06/30/2022, 06/30/2024)															
117467	ARAKKONAM EDUCATION WORLD	07/26/2012	Active	20	0	0	0.00%	20		20	Y		N	08/2025		
	Exc Award (06/30/2021, 06/30/2022)															
62653	ARAKKONAM INDIAN NAVAL CITY	01/03/2000	Active	56	4	0	7.69%	57		0	Y		N	11/2025		\$174.58
	Exc Award (06/30/2018, 06/30/2019, 06/30/2023)															
62478	ARAKKONAM JUNCTION	11/08/1999	Active	49	0	2	-3.92%	49	10	0	Y			12/2025		
	Exc Award (06/30/2017, 06/30/2018, 06/30/2021, 06/30/2022, 06/30/2023)															
62431	ARCOT	10/18/1999	Active	17	0	0	0.00%	17		12	N	None		08/2025	90+ Days	
	Exc Award (06/30/2017)															
151753	Athimanjeripet Nellikundram Murugan	07/13/2022	Active(2)	20	0	0	0.00%	20		0	N	None		07/2025		
	Exc Award (06/30/2024)															
144092	Chinna Kanchipuram	12/21/2020	Active	29	2	0	7.41%	27		3	Y		N	12/2025		\$349.16
	Exc Award (06/30/2021, 06/30/2022, 06/30/2023)															
155093	Gajalnaickenpatti	07/07/2023	Active	44	12	7	12.82%	38	2	0	Y	2	R	12/2025		\$2,668.43
	Exc Award (06/30/2024)															
63714	GUDIYATTAM TOWN	11/28/2000	Active	54	7	0	14.89%	51		0	Y		R	10/2025		\$698.32
	Exc Award (06/30/2017, 06/30/2018, 06/30/2020, 06/30/2022, 06/30/2023, 06/30/2024, 06/30/2025)															
140936	Kadambathur	02/12/2020	Active	22	1	1	0.00%	22	1	1	Y		R	12/2025		



Club Health Assessment for DISTRICT 3241 H through December 2025

			Status	Membership						Reports				Finance	LCIF	
Club Number	Club Name	Charter Date	Times in Status Quo in Past 2 Years	Current Member Count **	YTD Members Added	YTD Members Dropped	YTD Net Growth% ***	Member Count 1 Year Ago	Dropped Members Avg.Length of Service	Months Since Membership Update	Current Officers Reported ****	Current President Repeated Term	VP Reported *****	Last Date Reported Service (mm/yyyy)	Account Balance	YTD Donations
Exc Award (06/30/2021, 06/30/2022)																
53715	KANCHEEPURAM ANCIENT CITY	09/28/1992	Active	34	7	0	25.93%	25		1	Y			12/2025		\$232.77
Exc Award (06/30/2017)																
108740	KANCHEEPURAM ASHOKNAGAR	06/28/2010	Active	36	2	1	2.86%	34	15	1	Y		N	12/2025		\$50.00
Exc Award (06/30/2017, 06/30/2018)																
26421	KANCHEEPURAM HOST	01/22/1966	Active	129	16	5	9.32%	120	4	0	Y		N	12/2025		\$374.76
Exc Award (06/30/2017, 06/30/2018, 06/30/2019, 06/30/2022)																
49563	KANCHEEPURAM SILK CITY	05/30/1989	Active	25	0	2	-7.41%	26	4	0	Y			09/2025		\$349.16
Exc Award (06/30/2021, 06/30/2022)																
48695	KANCHEEPURAM TEMPLE CITY	06/01/1988	Active	48	1	1	0.00%	46	4	3	Y			08/2025		\$1,013.76
Exc Award (06/30/2018, 06/30/2020, 06/30/2022, 06/30/2023)																
125711	Kanchipuram Abdul Kalam	09/08/2015	Active	21	5	0	31.25%	12		0	Y		N	11/2025		
Exc Award (06/30/2022, 06/30/2024)																
125608	Kanchipuram Anna	08/12/2015	Active	42	17	6	35.48%	26	2	0	Y			12/2025		
Exc Award (06/30/2017, 06/30/2021, 06/30/2022, 06/30/2024, 06/30/2025)																
131865	Kanchipuram Centennial	07/03/2017	Active	24	5	1	20.00%	20	8	5	Y			09/2025		
Exc Award (06/30/2018, 06/30/2022)																
152227	Kanchipuram Crescent	08/23/2022	Active	21	5	0	31.25%	22		5	Y			12/2025		
Exc Award (06/30/2024)																
153277	Kanchipuram Health and Wealth	12/22/2022	Active	18	8	7	5.88%	20	2	0	Y			11/2025		
Exc Award (06/30/2024)																
58296	KANCHIPURAM HELEN KELLER	05/13/1996	Active	38	1	0	2.70%	40		1	Y		N	12/2025		\$698.32
Exc Award (06/30/2016, 06/30/2017, 06/30/2020, 06/30/2021, 06/30/2022, 06/30/2023, 06/30/2025)																
126079	KANCHIPURAM HISTORICAL CITY	12/28/2015	Active	46	6	0	15.00%	45		0	Y		N	12/2025		
Exc Award (06/30/2017, 06/30/2019, 06/30/2021, 06/30/2022, 06/30/2023)																
120261	Kanchipuram Mahathma	09/04/2013	Active	18	2	0	12.50%	19		3	Y		N	10/2025		
Exc Award (06/30/2021, 06/30/2022, 06/30/2023)																



Club Health Assessment for DISTRICT 3241 H through December 2025

			Status	Membership						Reports				Finance		LCIF
Club Number	Club Name	Charter Date	Times in Status Quo in Past 2 Years	Current Member Count **	YTD Members Added	YTD Members Dropped	YTD Net Growth% ***	Member Count 1 Year Ago	Dropped Members Avg.Length of Service	Months Since Membership Update	Current Officers Reported ****	Current President Repeated Term	VP Reported *****	Last Date Reported Service (mm/yyyy)	Account Balance	YTD Donations
153542	Kanchipuram Mamallan	01/20/2023	Active	28	2	1	3.70%	22	0	5	Y		N	12/2025		
	Exc Award (06/30/2024)															
50729	KANCHIPURAM PALLAVAN CITY	06/21/1990	Active	62	2	0	3.33%	60		2	Y		N	12/2025		\$20.00
	Exc Award (06/30/2018, 06/30/2019, 06/30/2022, 06/30/2023)															
147364	Kanchipuram Vallal	07/26/2021	Active	29	15	0	107.14%	14		0	Y			11/2025		\$20.00
	Exc Award (06/30/2024)															
102465	KATPADI	06/18/2008	Active	30	9	1	36.36%	30	5	0	Y			12/2025	90+ Days	
	Exc Award (06/30/2017, 06/30/2018, 06/30/2022, 06/30/2023, 06/30/2024)															
145651	Katpadi Junction	03/24/2021	Active	15	12	7	50.00%	8	2	0	N			12/2025	90+ Days	
61601	KAVERIPAKKAM	03/08/1999	Active	23	0	0	0.00%	23		7	N	None		09/2025		
	Exc Award (06/30/2019, 06/30/2021, 06/30/2022)															
109108	MUGUNDARAYAPURAM	08/27/2010	Active	36	11	4	24.14%	34	3	0	Y			12/2025		
	Exc Award (06/30/2017, 06/30/2018, 06/30/2022, 06/30/2024)															
61124	NAMALI	09/09/1998	Active	33	0	0	0.00%	34		9	Y		N	08/2025		
	Exc Award (06/30/2017, 06/30/2019, 06/30/2022, 06/30/2023, 06/30/2024)															
150699	Ocheri	05/09/2022	Active(2)	21	7	0	50.00%	0		0	Y			10/2025		
	Exc Award (06/30/2023)															
62591	PALLIPAT	12/21/1999	Active	37	2	0	5.71%	33		0	Y		N	12/2025		
	Exc Award (06/30/2017, 06/30/2021, 06/30/2022, 06/30/2023)															
63726	PANAPAKKAM	11/28/2000	Active	29	5	0	20.83%	25		5	Y		N	08/2025		
	Exc Award (06/30/2022)															
142401	Panapakkam Temple City	07/30/2020	Active	23	2	2	0.00%	23	3	0	Y		N	12/2025		
	Exc Award (06/30/2021, 06/30/2022, 06/30/2023, 06/30/2024)															
155811	Paradarami	09/18/2023	Active(3)	20	1	0	5.26%	20		4	Y	2		09/2025		
	Exc Award (06/30/2024)															
148412	Patchur	09/30/2021	Active(1)	26	2	0	8.33%	26		4	Y		N	08/2025		\$872.90
	Exc Award (06/30/2022, 06/30/2024)															
65215	PERAMBAKKAM	04/09/2002	Active	36	1	0	2.86%	32		0	Y		N	10/2025		



Club Health Assessment for DISTRICT 3241 H through December 2025

			Status	Membership						Reports				Finance		LCIF
Club Number	Club Name	Charter Date	Times in Status Quo in Past 2 Years	Current Member Count **	YTD Members Added	YTD Members Dropped	YTD Net Growth% ***	Member Count 1 Year Ago	Dropped Members Avg.Length of Service	Months Since Membership Update	Current Officers Reported ****	Current President Repeated Term	VP Reported *****	Last Date Reported Service (mm/yyyy)	Account Balance	YTD Donations
147799	Exc Award (06/30/2018, 06/30/2019, 06/30/2022, 06/30/2023) Periya Kanchipuram	08/31/2021	Active(1)	20	0	1	-4.76%	21	4	1	Y		N	12/2025	90+ Days	
151764	Exc Award (06/30/2022, 06/30/2023, 06/30/2024) Pernambut	07/13/2022	Active(2)	18	6	3	20.00%	18	2	0	Y	2		11/2025		
63618	PODATURPET	10/09/2000	Active	42	4	0	10.53%	37		2	Y		N	12/2025		
131708	Exc Award (06/30/2017, 06/30/2022, 06/30/2023, 06/30/2024) Ponnai Centennial	07/03/2017	Cancelled(6*)	0	0	0	0.00%	22		6	N	None		09/2023		
151752	Exc Award (06/30/2018, 06/30/2021, 06/30/2024) R K Pet Junction	07/19/2022	Cancelled(6*)	0	0	0	0.00%	15		6	N	None		01/2025		
35878	Exc Award (06/30/2024) RANIPET	06/15/1978	Active	41	10	0	32.26%	26		5	Y		N	12/2025		
137451	Exc Award (06/30/2018, 06/30/2019, 06/30/2020, 06/30/2021, 06/30/2025) Ranipet Liberty	02/13/2019	Active	22	5	0	29.41%	28		0	Y		R	11/2025		
151758	Exc Award (06/30/2021, 06/30/2022, 06/30/2023) Ranipet Teachers	07/22/2022	Active	21	0	0	0.00%	21		14	N	None		08/2025		
67322	RK PET	02/28/2003	Active	45	5	2	7.14%	45	3	0	Y			12/2025		
133884	Exc Award (06/30/2017, 06/30/2019, 06/30/2021, 06/30/2023, 06/30/2024) Salavakkam	03/05/2018	Active	21	3	2	5.00%	19	4	0	Y		N	10/2025		\$640.13
130785	Exc Award (06/30/2020, 06/30/2022, 06/30/2023, 06/30/2024) Senthamangalam Bharath Matha	04/24/2017	Active	22	3	0	15.79%	20		0	Y			08/2025		\$872.90
68506	Exc Award (06/30/2018, 06/30/2021, 06/30/2022) SHOLINGHUR	04/09/2003	Active	76	12	0	18.75%	61		1	Y		N	11/2025		\$756.52
151759	Exc Award (06/30/2017, 06/30/2019, 06/30/2021, 06/30/2022, 06/30/2023, 06/30/2024, 06/30/2025) Sorakayapet Aram	07/19/2022	Active(1)	20	3	0	17.65%	20		4	Y		N	09/2025		
63280	SRIPERUMBUDUR RAMANUJAR TOWN	06/06/2000	Active(1)	23	5	0	27.78%	32		5	Y			08/2025		



Club Health Assessment for DISTRICT 3241 H through December 2025

			Status	Membership						Reports				Finance	LCIF	
Club Number	Club Name	Charter Date	Times in Status Quo in Past 2 Years	Current Member Count **	YTD Members Added	YTD Members Dropped	YTD Net Growth% ***	Member Count 1 Year Ago	Dropped Members Avg.Length of Service	Months Since Membership Update	Current Officers Reported ****	Current President Repeated Term	VP Reported *****	Last Date Reported Service (mm/yyyy)	Account Balance	YTD Donations
117515	Exc Award (06/30/2017, 06/30/2018, 06/30/2021) SRIPERUMBUDUR TEMPLE CITY	08/02/2012	Active(2)	12	0	0	0.00%	18		4	Y		N	08/2025		
63196	Exc Award (06/30/2017, 06/30/2019, 06/30/2022) SUNGUVARCHATRAM	05/17/2000	Active	51	3	2	2.00%	51	8	2	Y		N	12/2025		
60170	Exc Award (06/30/2017, 06/30/2021, 06/30/2022, 06/30/2024) THIMIRI	12/02/1997	Active	31	5	0	19.23%	29		0	Y		R	12/2025		
140246	Exc Award (06/30/2023, 06/30/2024) Thiruvalam	11/13/2019	Active	26	2	0	8.33%	21		5	Y		N	12/2025		
152691	Exc Award (06/30/2021, 06/30/2022) Tirupattur Annai Teresa	09/28/2022	Active(1)	35	3	0	9.38%	32		1	Y	2	N	12/2025		\$2,854.33
105206	Exc Award (06/30/2023, 06/30/2024, 06/30/2025) TIRUPATTUR FORT	04/09/2009	Active	37	4	2	5.71%	31	5	0	Y			09/2025		
142104	Exc Award (06/30/2017, 06/30/2021, 06/30/2022) Tirupattur Freedom City	07/20/2020	Active(1)	22	2	0	10.00%	22		0	Y		N	08/2025		
30633	Exc Award (06/30/2021) TIRUPATTUR HOST	04/11/1975	Active	84	6	6	0.00%	84	12	0	Y		N	12/2025		\$1,396.64
151034	Exc Award (06/30/2017, 06/30/2019, 06/30/2021, 06/30/2022, 06/30/2023, 06/30/2024) Tirupattur Maestro	06/08/2022	Active	25	10	1	56.25%	21	3	0	Y		N	11/2025		
137628	Tirupattur Pride	03/19/2019	Active	21	4	3	5.00%	16	1	0	Y			11/2025		
140646	Exc Award (06/30/2021, 06/30/2022, 06/30/2024) Tirupattur Rathnas	02/13/2020	Active	20	1	3	-9.09%	21	8	0	Y			08/2025		
117798	Exc Award (06/30/2021) TIRUTTANI GOLDEN TOWER	09/07/2012	Active	25	5	0	25.00%	18		0	Y			09/2025	90+ Days	
34258	Exc Award (06/30/2017, 06/30/2022) TIRUVELLORE	06/28/1977	Active	21	0	1	-4.55%	23	2	0	Y			08/2025		
149290	Exc Award (06/30/2017, 06/30/2018, 06/30/2019, 06/30/2022) Uthukottai	12/21/2021	Active	45	5	0	12.50%	41		5	Y		N	11/2025		
	Exc Award (06/30/2022, 06/30/2024)															



Club Health Assessment for DISTRICT 3241 H through December 2025

			Status	Membership						Reports				Finance		LCIF
Club Number	Club Name	Charter Date	Times in Status Quo in Past 2 Years	Current Member Count **	YTD Members Added	YTD Members Dropped	YTD Net Growth% ***	Member Count 1 Year Ago	Dropped Members Avg.Length of Service	Months Since Membership Update	Current Officers Reported ****	Current President Repeated Term	VP Reported *****	Last Date Reported Service (mm/yyyy)	Account Balance	YTD Donations
132564	Vadaillupai EJKB Centennial	09/05/2017	Active	20	0	0	0.00%	21		6	Y		N	12/2025		
	Exc Award (06/30/2018, 06/30/2021)															
44680	VANIYAMBADI	02/05/1985	Active	31	2	1	3.33%	35	0	5	Y			08/2025		
	Exc Award (06/30/2017, 06/30/2018)															
139036	Vellore Apple	07/11/2019	Active(1)	22	2	0	10.00%	16		0	Y			10/2025		
	Exc Award (06/30/2021, 06/30/2022, 06/30/2023)															
125768	Vellore Ever Green	09/14/2015	Active	29	3	0	11.54%	24		4	Y			12/2025		
	Exc Award (06/30/2017, 06/30/2018)															
109334	VELLORE FORT CITY	09/27/2010	Active	26	3	0	13.04%	22		1	Y		N	09/2025		
	Exc Award (06/30/2017)															
118795	VELLORE FREEDOM CITY	02/18/2013	Active	39	15	1	56.00%	31	2	0	Y		N	12/2025		
	Exc Award (06/30/2017, 06/30/2021, 06/30/2023)															
26463	VELLORE HOST	04/20/1966	Active	63	2	4	-3.08%	70	3	0	Y			10/2025		
	Exc Award (06/30/2017, 06/30/2019, 06/30/2020)															
121683	Vellore Palar City	03/27/2014	Active	25	7	3	19.05%	21	10	0	Y		N	12/2025		
	Exc Award (06/30/2017, 06/30/2019, 06/30/2021, 06/30/2022, 06/30/2023)															
125694	Vellore Saaral Women	08/26/2015	Active	44	12	1	33.33%	36	1	0	Y			12/2025		
	Exc Award (06/30/2017, 06/30/2021, 06/30/2022, 06/30/2023)															
64838	VELLORE SATHUVACHARI	12/14/2001	Active	46	2	2	0.00%	48	0	0	Y			11/2025		
	Exc Award (06/30/2017, 06/30/2018, 06/30/2022)															
133390	Vellore Smartcity	12/18/2017	Active(1)	34	1	0	3.03%	24		2	Y		N	12/2025		
	Exc Award (06/30/2018, 06/30/2021, 06/30/2022)															
148063	Vellore Udhavum Nenjangal	08/25/2021	Active	34	1	0	3.03%	33		5	Y		R	12/2025		
	Exc Award (06/30/2022)															
58840	WALAJABAD	11/06/1996	Active	50	1	2	-1.96%	55	22	0	Y		N	12/2025		
	Exc Award (06/30/2017, 06/30/2018, 06/30/2022, 06/30/2023)															
144212	Walajabad Palar	12/21/2020	Active	55	6	0	12.24%	38		1	Y		N	11/2025		\$1,571.22
	Exc Award (06/30/2021, 06/30/2023, 06/30/2024, 06/30/2025)															



Club Health Assessment for DISTRICT 3241 H through December 2025

						Membership					Reports				Finance		LCIF		
Club Number	Club Name	Charter Date	Status	Current Member Count **	YTD Members Added	YTD Members Dropped	YTD Net Growth***	Member Count 1 Year Ago	Dropped Members Avg.Length of Service	Months Since Membership Update	Current Officers Reported ****	Current President Repeated Term	VP Reported *****	Last Date Reported Service (mm/yyyy)	Account Balance	YTD Donations			
			Times in Status Quo in Past 2 Years																
62960	WALAJAPET MILLENNIUM	03/23/2000	Active	41	4	0	10.81%	40		0	Y		N	12/2025		\$1,000.29			
Exc Award (06/30/2017, 06/30/2018, 06/30/2020, 06/30/2021, 06/30/2022, 06/30/2024)																			
134145	Yelagiri Hills	04/19/2018	Active(2)	30	11	1	50.00%	25	2	0	Y		R	11/2025					
Exc Award (06/30/2021, 06/30/2024)																			
Current Total Clubs Count	YTD New Clubs Count	YTD Cancelled Clubs Count	YTD Net Club Gain	Current Total Members Count	YTD Add	YTD Drop	YTD Net Growth	Member Count 12 Months Ago	Average Member Count Per Club	% of Clubs with less than 20 members	% No Officer Report in 12 Months	% of Clubs with balance 90+ days	Number of Clubs in Status Quo	% Status Quo Clubs in Financial Suspension	Number of Cancelled Clubs	Average Cancelled Club Age	Members Lost Due to Cancellation	% of Clubs Cancelled for Non-Financial Reasons	
107	9	2	7	3,330	623	141	482	16.92%	2,873	31	9%	5%	7%	0	0%	2	6	0	100%

* - P - Priority Club. Cancellation Reasons: 1-Objectives/conduct, 2-Non-active club, 5-Non-existing club, 6-Disbanding, 7-Merger, 8-Financial Suspension, 9-District/Multiple District Dues.

** Red denotes below 15 active members.

*** Red denotes 20% + loss.

**** Y - all 3 (President, Secretary, Treasurer) club officers reported, N - not all 3 reported.

***** Abbreviation: N-New, IP-Immediate Past, R-Repeat.




Club Health Assessment for DISTRICT 3241 I through December 2025

			Status	Membership					Reports					Finance	LCIF	
Club Number	Club Name	Charter Date	Times in Status Quo in Past 2 Years	Current Member Count **	YTD Members Added	YTD Members Dropped	YTD Net Growth% ***	Member Count 1 Year Ago	Dropped Members Avg.Length of Service	Months Since Membership Update	Current Officers Reported ****	Current President Repeated Term	VP Reported *****	Last Date Reported Service (mm/yyyy)	Account Balance	YTD Donations
Clubs less than two years old																
176638	Arni Temple City	10/11/2024	Active(1)	21	0	0	0.00%	21		14	Y	2		07/2025		
186194	Chengalpattu Star	07/30/2025	Active	20	20	0	100.00%	0		5	Y			09/2025		
179461	Kannamangalam	11/15/2024	Active	29	6	0	26.09%	21		3	Y			10/2025	90+ Days	
190502	Maduranthakam	10/14/2025	Newly Chartered	30	30	0	100.00%	0		2	Y			11/2025		\$395.72
180256	Mamallapuram Agni Siragugal	01/21/2025	Status Quo(1)	20	0	0	0.00%	0		10	Y	2		02/2025	90+ Days	
186447	Maraimalai Nagar Entrepreneur	07/28/2025	Active	20	20	0	100.00%	0		3	Y			08/2025	90+ Days	
172135	Nandhivaram Guduvancheri Helping Hands	06/25/2024	Active(1)	12	12	12	0.00%	21	1	0	Y			09/2025		
178428	Nandhivaram Guduvancherry Abiman	09/24/2024	Active(1)	14	19	14	55.56%	20	1	2	Y	2		08/2025		
181100	Polur Temple City	03/26/2025	Active	12	0	12	-50.00%	0	1	0	Y	2		07/2025		
190570	Singaperumal Koil	10/15/2025	Newly Chartered	25	28	3	100.00%	0	0	0	Y			10/2025		
181319	Thiruvannamalai Dheepa Oli	03/24/2025	Cancelled(8*)	0	0	20	-100.00%	0	1	4	N	None		06/2025	90+ Days	
185459	Vettavalam Town	07/28/2025	Active	23	31	8	100.00%	0	0	0	Y		N	09/2025		
Clubs more than two years old																
104282	ACHARAPAKKAM TEMPLE CITY Exc Award (06/30/2021, 06/30/2022, 06/30/2024)	01/05/2009	Active	51	18	5	34.21%	38	8	0	Y	2	N	10/2025	90+ Days	
144217	Acharapakkam Hill Town Exc Award (06/30/2021)	12/21/2020	Cancelled(8*)	0	0	11	-100.00%	13	5	0	N	None		09/2025	90+ Days	
148064	Agaram New Epoch	08/23/2021	Cancelled(8*)	0	0	20	-100.00%	21	4	0	N	None		01/2025	90+ Days	
26411	ARNI HOST Exc Award (06/30/2017, 06/30/2019, 06/30/2021, 06/30/2022)	11/30/1971	Active	68	5	8	-4.23%	70	17	0	Y		N	10/2025		
119835	Arni Loom City Exc Award (06/30/2017, 06/30/2021)	06/27/2013	Cancelled(8*)	0	0	6	-100.00%	17	11	4	N	None		01/2025	90+ Days	
56563	ARNI SILK CITY Exc Award (06/30/2018, 06/30/2019)	02/20/1995	Active	53	5	3	3.92%	51	10	0	Y		N	11/2025		\$581.88
131858	Chengalpattu Centennial	07/03/2017	Cancelled(8*)	0	0	11	-100.00%	14	6	2	N	None		01/2025	90+ Days	




Club Health Assessment for DISTRICT 3241 I through December 2025

			Status		Membership					Reports				Finance		LCIF
Club Number	Club Name	Charter Date	Times in Status Quo in Past 2 Years	Current Member Count **	YTD Members Added	YTD Members Dropped	YTD Net Growth% ***	Member Count 1 Year Ago	Dropped Members Avg.Length of Service	Months Since Membership Update	Current Officers Reported ****	Current President Repeated Term	VP Reported *****	Last Date Reported Service (mm/yyyy)	Account Balance	YTD Donations
Exc Award (06/30/2018, 06/30/2021, 06/30/2022, 06/30/2024)																
50562	CHENGALPATTU FORT CHENGAI ANNA	05/16/1990	Active	52	13	5	18.18%	44	13	1	Y			11/2025		
Exc Award (06/30/2018, 06/30/2020, 06/30/2024)																
122181	Chengalpattu Hills Town	05/14/2014	Active(1)	24	14	7	41.18%	15	13	0	Y		N	12/2025		
Exc Award (06/30/2017)																
150991	Chengalpattu Palar	06/21/2022	Active	28	6	4	7.69%	29	3	0	Y		N	11/2025		
Exc Award (06/30/2024)																
127916	Chengalpattu Pallava	06/27/2016	Active	50	14	0	38.89%	42		0	Y			12/2025		
Exc Award (06/30/2018, 06/30/2019, 06/30/2023)																
128378	Chengam Centennial	07/28/2016	Active(2)	16	1	0	6.67%	20		3	Y			10/2025		
Exc Award (06/30/2022)																
130617	Chengam Gold Centennial	04/06/2017	Active	22	0	1	-4.35%	23	1	1	Y			07/2025		
Exc Award (06/30/2019)																
150951	Chengam Jawathu	06/17/2022	Active(2)	16	3	0	23.08%	30		3	Y		N	12/2025		
Exc Award (06/30/2024)																
59324	CHENGAM TOWN	04/03/1997	Active(2)	19	3	1	11.76%	20	11	2	Y	2	N	07/2025		
Exc Award (06/30/2021, 06/30/2022)																
120711	Chetpet Evergreen	11/12/2013	Active	29	5	5	0.00%	23	7	0	Y		N	11/2025		
Exc Award (06/30/2017, 06/30/2020, 06/30/2024)																
118416	CHEYAR RIVER CITY	12/06/2012	Active	49	5	4	2.08%	47	5	0	Y		N	12/2025		\$581.94
Exc Award (06/30/2018, 06/30/2019, 06/30/2021, 06/30/2024)																
60313	CHEYAR TOWN	01/20/1998	Active	58	10	4	11.54%	59	7	0	Y		N	10/2025		\$581.94
Exc Award (06/30/2017, 06/30/2018, 06/30/2019, 06/30/2021, 06/30/2022, 06/30/2023, 06/30/2024)																
26414	CHINGLEPUT HOST	10/05/1971	Active	34	2	2	0.00%	32	3	0	Y		N	12/2025		
Exc Award (06/30/2017, 06/30/2018, 06/30/2022, 06/30/2024)																
123027	Devikapuram	08/27/2014	Active	34	5	0	17.24%	27		3	Y			12/2025		
Exc Award (06/30/2017, 06/30/2023)																
153967	Devikapuram Temple City	03/30/2023	Active(1)	24	9	0	60.00%	14		3	Y		N	09/2025		



Club Health Assessment for DISTRICT 3241 I through December 2025

			Status	Membership						Reports				Finance		LCIF
Club Number	Club Name	Charter Date	Times in Status Quo in Past 2 Years	Current Member Count **	YTD Members Added	YTD Members Dropped	YTD Net Growth***	Member Count 1 Year Ago	Dropped Members Avg.Length of Service	Months Since Membership Update	Current Officers Reported ****	Current President Repeated Term	VP Reported *****	Last Date Reported Service (mm/yyyy)	Account Balance	YTD Donations
148067	Hasanamapettai Agni Siragugal New Epoch Exc Award (06/30/2023, 06/30/2024)	08/31/2021	Active(1)	22	5	1	22.22%	26	1	0	Y			10/2025		
129685	Kanji Swami Vivekananda Exc Award (06/30/2018, 06/30/2021, 06/30/2024)	12/27/2016	Active	21	3	0	16.67%	19		5	N			10/2025		\$581.94
99462	KARUNGUZHI Exc Award (06/30/2017, 06/30/2018, 06/30/2023, 06/30/2024)	05/22/2007	Active	40	5	1	11.11%	36	0	4	Y		N	08/2025		
126109	KELAMBAKKAM Exc Award (06/30/2017, 06/30/2018, 06/30/2020, 06/30/2022)	11/10/2015	Active	23	2	0	9.52%	21		5	Y			12/2025		
148148	Kilkodungalore New Epoch	12/09/2021	Active(1)	25	7	0	38.89%	19		2	Y		N	12/2025		
150730	Kilpennathur	06/20/2022	Active(1)	15	3	0	25.00%	20		4	Y		N	11/2025		
155708	Kuvathur	10/06/2023	Active(1)	22	0	0	0.00%	22		27	N	None		01/2025		\$640.13
122207	Madhurantakam Temple City Exc Award (06/30/2017, 06/30/2018, 06/30/2021, 06/30/2022)	05/14/2014	Active	6	0	0	0.00%	8		6	Y			07/2024		
156216	Madurantakam Akshaya Exc Award (06/30/2024)	10/27/2023	Active	9	2	16	-60.87%	21	2	0	Y		R	12/2025		
101177	MADURANTAKAM ANCIENT CITY Exc Award (06/30/2018, 06/30/2021, 06/30/2022, 06/30/2024)	02/06/2008	Active	37	5	3	5.71%	36	9	0	Y		N	09/2025		
66608	MADURANTHAKAM LAKE CITY Exc Award (06/30/2017, 06/30/2018, 06/30/2019, 06/30/2020, 06/30/2022, 06/30/2023)	09/12/2002	Active	23	17	28	-32.35%	40	11	2	Y		R	08/2025		
155689	Maduranthakam Royal Exc Award (06/30/2024)	10/16/2023	Active	21	6	0	40.00%	21		5	Y			07/2025		
127374	Mamallapuram Sea Waves Exc Award (06/30/2017, 06/30/2018, 06/30/2021, 06/30/2024)	06/13/2016	Active(2)	23	2	0	9.52%	18		4	Y		N	11/2025		
63338	MAMALLAPURAM TOWN Exc Award (06/30/2017, 06/30/2019, 06/30/2022)	06/19/2000	Active	46	1	2	-2.13%	48	15	0	Y		N	10/2025		
62432	MARAIMALAI NAGAR	10/12/1999	Active(1)	40	3	1	5.26%	39	2	4	Y		N	12/2025		



Club Health Assessment for DISTRICT 3241 I through December 2025

			Status	Membership						Reports				Finance	LCIF	
Club Number	Club Name	Charter Date	Times in Status Quo in Past 2 Years	Current Member Count **	YTD Members Added	YTD Members Dropped	YTD Net Growth% ***	Member Count 1 Year Ago	Dropped Members Avg.Length of Service	Months Since Membership Update	Current Officers Reported ****	Current President Repeated Term	VP Reported *****	Last Date Reported Service (mm/yyyy)	Account Balance	YTD Donations
Exc Award (06/30/2021, 06/30/2022)			Active	30	4	4	0.00%	25	4	0	Y		N	07/2025		
139038	Maraimalainagar Everest	07/11/2019														
Exc Award (06/30/2021, 06/30/2022, 06/30/2023)			Active(1)	19	1	4	-13.64%	25	4	0	Y		N	09/2025		
147809	Maraimalainagar Pudiya Sagaptham	08/17/2021														
Exc Award (06/30/2024)			Active	74	5	0	7.25%	72		4	Y		N	08/2025		
111492	MEL MARUVATHUR	06/24/2011														
Exc Award (06/30/2017, 06/30/2018, 06/30/2020, 06/30/2021, 06/30/2022, 06/30/2023, 06/30/2024)			Active	17	0	0	0.00%	16		6	Y			10/2025		
131934	Melavalam Karunguzhi Centennial	07/03/2017														
Exc Award (06/30/2018, 06/30/2021)			Active	30	5	0	20.00%	25		1	Y			10/2025		\$2,030.92
122974	Nandhivaram Guduvancheri Golden Cty	08/21/2014														
Exc Award (06/30/2017, 06/30/2019, 06/30/2022, 06/30/2023)			Cancelled(8*)	0	0	14	-100.00%	14	3	0	N	None		01/2025	90+ Days	
153758	Nandhivaram Guduvancheri Helen Keller	03/13/2023														
Exc Award (06/30/2024)			Active	37	13	1	48.00%	23	11	2	Y			10/2025		\$3,258.84
123675	Nandhivaram Guduvancheri Pride	11/26/2014														
Exc Award (06/30/2017, 06/30/2018, 06/30/2019, 06/30/2022, 06/30/2023)			Active(1)	34	0	0	0.00%	26		8	Y			07/2025		\$581.94
123184	Nandhivaram Guduvancheri Temple City	09/24/2014														
Exc Award (06/30/2017, 06/30/2018, 06/30/2019, 06/30/2022)			Active	34	9	2	25.93%	32	3	0	Y		N	10/2025		
126581	Nandhivaram Guduvanchery Emerald City	05/04/2016														
Exc Award (06/30/2024)			Active	28	4	4	0.00%	31	6	0	Y		N	11/2025		
125000	Nandivaram Urappakkam Platinum City	06/01/2015														
Exc Award (06/30/2017, 06/30/2019, 06/30/2021, 06/30/2024)			Active	128	13	9	3.23%	125	6	1	Y		R	11/2025		\$1,687.57
64651	NANDIVARAM-GUDUVANCHE RI	08/22/2001														
Exc Award (06/30/2017, 06/30/2019, 06/30/2023, 06/30/2024)			Cancelled(8*)	0	0	10	-100.00%	0	11	3	N	None		08/2024	90+ Days	
119373	PADUR OMR FRIENDS	05/16/2013														
Exc Award (06/30/2022)			Active	55	0	8	-12.70%	55	22	3	Y		N	08/2025		
44591	POLUR	01/24/1985														



Club Health Assessment for DISTRICT 3241 I through December 2025

			Status	Membership						Reports				Finance	LCIF	
Club Number	Club Name	Charter Date	Times in Status Quo in Past 2 Years	Current Member Count **	YTD Members Added	YTD Members Dropped	YTD Net Growth% ***	Member Count 1 Year Ago	Dropped Members Avg.Length of Service	Months Since Membership Update	Current Officers Reported ****	Current President Repeated Term	VP Reported *****	Last Date Reported Service (mm/yyyy)	Account Balance	YTD Donations
147985	Exc Award (06/30/2017, 06/30/2018, 06/30/2021, 06/30/2023, 06/30/2024) Pudupakkam New Epoch	08/20/2021	Active	29	9	1	38.10%	31	4	0	Y		N	12/2025	90+ Days	\$640.13
103760	Exc Award (06/30/2024) PUDUPALAYAM	10/06/2008	Active	15	0	0	0.00%	15		4	Y			12/2025		
66709	Exc Award (06/30/2024) PUDUPATTINAM	10/16/2002	Active(1)	44	0	0	0.00%	44		9	Y			02/2025		
152202	Exc Award (06/30/2021) Thandarampet	10/13/2022	Status Quo(2)	20	9	0	81.82%	8		2	Y			08/2025	90+ Days	
63844	THIRUKKALIKUNDRAM	12/06/2000	Active	41	2	0	5.13%	38		5	Y			12/2025		
66813	Exc Award (06/30/2017, 06/30/2018, 06/30/2020, 06/30/2021, 06/30/2023, 06/30/2024) THIRUPORUR	11/11/2002	Active	56	5	0	9.80%	60		5	Y		R	12/2025		
137634	Exc Award (06/30/2017, 06/30/2018, 06/30/2019, 06/30/2022) Thiruvannamalai Malai Nagar	03/19/2019	P- Cancelled(8*)	0	0	11	-100.00%	12	1	0	N	None		10/2024	90+ Days	
131936	Exc Award (06/30/2021) Thiruvannamalai Arunai Centennial	07/03/2017	Active	40	10	0	33.33%	27		3	Y		R	12/2025		
26455	Exc Award (06/30/2018) THIRUVANNAMALAI HOST	10/26/1969	Active	68	5	6	-1.45%	67	17	0	Y		N	10/2025		\$279.33
147869	Exc Award (06/30/2017, 06/30/2018, 06/30/2019, 06/30/2021, 06/30/2022, 06/30/2023, 06/30/2024) Thiruvannamalai New Epoch	09/03/2021	Cancelled(8*)	0	0	16	-100.00%	20	3	0	N	None		08/2024	90+ Days	
143767	Tiruvannamalai Agni Hill	12/01/2020	Active(1)	22	2	1	4.76%	23	1	0	Y			10/2025		
145020	Exc Award (06/30/2021, 06/30/2023) Tiruvannamalai Arunachala	02/23/2021	Active	22	1	2	-4.35%	23	3	1	Y			12/2025		
152064	Exc Award (06/30/2022, 06/30/2024) Tiruvannamalai Arunai Jothi	08/22/2022	Active(1)	26	7	8	-3.70%	25	2	0	Y		R	10/2025		
143791	Exc Award (06/30/2023, 06/30/2024) Tiruvannamalai Bharani Deepam	12/04/2020	Active	39	10	7	8.33%	36	4	2	Y		N	12/2025	90+ Days	
131131	Exc Award (06/30/2021, 06/30/2022, 06/30/2024) Tiruvannamalai Centennial	05/29/2017	Active(2)	47	0	6	-11.32%	59	3	0	Y	2	N	05/2025		



Club Health Assessment for DISTRICT 3241 I through December 2025

						Membership					Reports				Finance		LCIF		
Club Number	Club Name	Charter Date	Status		Membership					Reports				Finance		LCIF			
			Times in Status Quo in Past 2 Years		Current Member Count **	YTD Members Added	YTD Members Dropped	YTD Net Growth% ***	Member Count 1 Year Ago	Dropped Members Avg.Length of Service	Months Since Membership Update	Current Officers Reported ****	Current President Repeated Term	VP Reported *****	Last Date Reported Service (mm/yyyy)	Account Balance	YTD Donations		
Exc Award (06/30/2018, 06/30/2022)			Active		58	2	0	3.57%	56		5	Y		N	10/2025				
56791	TIRUVANNAMALAI DEEPAM	04/10/1995																	
Exc Award (06/30/2017, 06/30/2019, 06/30/2022, 06/30/2023, 06/30/2024)			Active		51	12	0	30.77%	33		2	Y		N	12/2025		\$1,222.07		
67671	TIRUVANNAMALAI MAHA DEEPAM	04/07/2003																	
Exc Award (06/30/2018, 06/30/2021, 06/30/2024)			Active(1)		30	3	0	11.11%	28		2	Y		N	12/2025				
100500	TIRUVANNAMALAI RAMANAR	11/02/2007																	
Exc Award (06/30/2017, 06/30/2023)			P- Active(1)		13	0	0	0.00%	0		1	Y			09/2025				
121366	Tiruvannamalai Temple city	02/13/2014																	
Exc Award (06/30/2017, 06/30/2018, 06/30/2019)			Active(2)		21	4	1	16.67%	18	2	2	Y			10/2025	90+ Days			
144500	Tiruvannamalai Town	12/31/2020																	
Exc Award (06/30/2021, 06/30/2023, 06/30/2024)			Active(1)		24	4	0	20.00%	18		3	Y			10/2025				
155134	Urapakkam Greater City	08/07/2023																	
Exc Award (06/30/2024)			Active(2)		17	1	0	6.25%	16		4	Y		N	07/2025				
116095	VANDALUR	02/17/2012																	
Exc Award (06/30/2017)			Active		44	6	1	12.82%	37	13	0	Y			11/2025		\$581.94		
26462	VANDAVASI	12/05/1972																	
Exc Award (06/30/2022, 06/30/2023)			Active(1)		28	1	3	-6.67%	29	7	0	Y		N	10/2025				
64841	VANDAVASI HILL TOWN	12/14/2001																	
Exc Award (06/30/2017, 06/30/2021, 06/30/2022)			Active		60	18	0	42.86%	48		2	Y			11/2025				
60256	VETTAVALAM	01/02/1998																	
Exc Award (06/30/2017, 06/30/2018, 06/30/2021, 06/30/2024)																			
Current Total Clubs Count	YTD New Clubs Count	YTD Cancelled Clubs Count	YTD Net Club Gain	Current Total Members Count	YTD Add	YTD Drop	YTD Net Growth	YTD Net Growth %	Member Count 12 Months Ago	Average Member Count Per Club	% of Clubs with less than 20 members	% No Officer Report in 12 Months	% of Clubs with balance 90+ days	Number of Clubs in Status Quo	% Status Quo Clubs in Financial Suspension	Number of Cancelled Clubs	Average Cancelled Club Age	Members Lost Due to Cancellation	% of Clubs Cancelled for Non-Financial Reasons
77	5	9	-4	2,527	510	337	173	7.35%	2,366	33	18%	1%	10%	2	100%	9	6	119	0%



Club Health Assessment for DISTRICT 3241 I through December 2025

			Status		Membership					Reports					Finance	LCIF
Club Number	Club Name	Charter Date	Times in Status Quo in Past 2 Years	Current Member Count **	YTD Members Added	YTD Members Dropped	YTD Net Growth% ***	Member Count 1 Year Ago	Dropped Members Avg.Length of Service	Months Since Membership Update	Current Officers Reported ****	Current President Repeated Term	VP Reported *****	Last Date Reported Service (mm/yyyy)	Account Balance	YTD Donations

* - P - Priority Club. Cancellation Reasons: 1-Objectives/conduct, 2-Non-active club, 5-Non-existing club, 6-Disbanding, 7-Merger, 8-Financial Suspension, 9-District/Multiple District Dues.

** Red denotes below 15 active members.

*** Red denotes 20% + loss.

**** Y - all 3 (President, Secretary, Treasurer) club officers reported, N - not all 3 reported.

***** Abbreviation: N-New, IP-Immediate Past, R-Repeat.